



Table Dama h110

Bureau Dama avec pieds et structure en métal laqué. Les pieds sont positionnés au ras du bord, les plateaux rectangulaires sont disponibles en mélamine, bois plaqué, stratifié, hpl, fenix ou métal.


Le bureau est disponible dans de nombreuses tailles et dans la variante d'une hauteur de 110 cm.

En option : kit presse-étoupe.

Le bureau Dama est conçu pour offrir une fonctionnalité maximale dans les activités quotidiennes de travail et d'étude. L'intersection centrale des côtés métalliques a été divisée en deux unités, bien reliées l'une à l'autre, pour supporter des plateaux jusqu'à 2 mètres de long. Le bureau Dama, disponible en différentes hauteurs et dimensions, est idéal pour aménager un studio professionnel avec un ou plusieurs postes de travail, mais aussi un home corner dédié au travail à domicile.

Couleurs et matériaux


Structure




Métal orange papaya



Métal bleu ciel



Métal blanc




Métal bleu ocean



Métal bronze



Métal corde



Métal fango




Métal jaune doré



Métal jaune pastel




Métal graphite




Métal gris cendre



Métal gris claire



Métal marron




Métal noir




Métal ocre




Métal rose poudre




Métal rosso



Métal rouge bulgare




Métal rouge cerise



Métal vert pin



Métal vert sauge




Métal vert foncé


Revêtement




Melamine
7 Couleurs



Plaqué frêne finition naturel



Hpl blanc bord blanc




Hpl blanc bord noir



Hpl cemento



Hpl corten




Hpl noir



Stratifié
6 Couleurs




Fenix stratifié
2 Couleurs



Métal orange papaya



Métal bleu ciel



Metal blanc




Métal bleu ocean



Métal bronze



Metal corde



Métal fango



Métal jaune doré



Métal jaune pastel




Métal graphite




Métal gris cendre



Métal gris claire



Métal marron



Metal noir




Métal ocre




Métal rose poudre



Métal rosso



Métal rouge bulgare




Métal rouge cerise



Métal vert pin



Métal vert sauge



Metal vert foncé

Dimensions



| | A (cm) (inch) | B (cm) (inch) | C (cm) (inch) |
|-------------------------------|------------------|------------------|------------------|
| 140x80 (cm) (inch) | 105 41.3 | 140 55.1 | 80 31.5 |
| 160x80 (cm) (inch) | 105 41.3 | 160 63 | 80 31.5 |
| 200x100 (cm) (inch) | 105 41.3 | 200 78.7 | 100 39.4 |

Certifications matériaux

Metal vert foncé

The technologies used in the previous phase of powder coating play a fundamental role in the final result of the processing. They are in fact essential to increase adherence paint on the metal surface and then guarantee its duration over time. The metal frames, following a total cleaning of the surface, pass through chemical conversion processes, creating a compact base that allows for better adhesion of the subsequent treatment. In the last phase the object subjected to the powder coating process is placed in a polymerization oven, going to form an adherent and extremely tight layer durable. This particular paint job is ideal for outdoor use.

To clean the surface, use a damp microfiber cloth with neutral soap or specific metal cleaning products. Avoid hitting or rubbing the surface with sharp objects. Do not use scourers or other abrasive materials, since they would inevitably scratch the surface. Do not leave rusty iron objects on the surface for too long.

These surface treatments are not suitable for outdoor use, but they guarantee excellent resistance to frequent use, dirt and dust.

Certifications matériaux

Plaqué frêne finition naturel

Veneered woods are the result of a process of gluing extremely thin sheets of wood applied to various types of supports to produce furnishing elements, which have a similar appearance to solid wood, but with better performance in terms of resistance to woodworms, lightness and greater stability over time.

If exposed to light, and in any case with the passage of time, the color of the veneer changes. It may happen that furniture of the same color purchased after some time, show color differences. Upon request, the veneered parts can be supplied with certified origin from forests managed in a correct and responsible manner, according to the rigorous environmental standards established by the FSC circuit.

CLEANING AND MAINTENANCE

For ordinary cleaning of veneered woods, use a cloth moistened with neutral soap well diluted in water or specific products. Always dry after each application with a dry cloth or paper towel. Do not use abrasive products. In case of accidental spills of substances or liquids, immediately dab the wood with paper towel or with a dry and clean cloth. Avoid proximity to heat sources. Evenly expose the veneered woods to light, for example by periodically opening the table extensions that are stored inside the structure, or by moving any object placed on the surface, such as vases and accessories.

These tips are cleaning recommendations and do not guarantee complete stain removal.

We recommend that you always test the cleaning method on a hidden part of the item to check the resistance of the color.

Colour samples are to be considered approximate for each product. Slight color differences between a lot and the other are to be considered normal.

Certifications matériaux

Stratifié

Laminate tops are the result of the pressure of a large number of very thin sheets of paper impregnated with thermosetting resins. These tops are available in trendy colors and offer good performance in use.

CLEANING AND MAINTENANCE

For daily cleaning, we recommend using a microfiber cloth moistened with water or a solution of water and neutral soap, taking care to dry the top at the end. In case of stains, use a microfiber cloth with a specific detergent for laminates. Always wipe the surface with a dry cloth to avoid rings or stains.

Laminate tops must not be treated with scourers or products containing abrasive creams or powder detergents.

These tips are cleaning recommendations and do not guarantee complete stain removal. We recommend that you always test the cleaning method on a hidden part of the item to check the resistance of the color.

Certifications matériaux

Fenix stratifié

Fenix is a unique material: opaque, with a silky hand and many properties for an intensive use. Fenix is

made following a particular series of processes that involve multilayer coatings, the use of new generation acrylic resins, that are hardened and fixed through the Electron Beam Curing process. With a low light reflection, the surface of Fenix is extremely opaque, scratch-resistant, anti-fingerprint, pleasantly soft to the touch and easy to maintain. Among its strong points, there is also the thermal repairability, which gives this material the capacity to regenerate from any superficial small scratch.

CLEANING AND MAINTENANCE

Fenix does not require special maintenance. For regular cleaning, we recommend using a microfiber cloth moistened with warm water or a mild detergent. Almost all regular household cleaning products are perfectly tolerated. For common stains, simply clean the surface with warm water, using a non-abrasive cloth. Persistent stains can be removed with non-abrasive household cleaners. After using cleaning products, it is recommended to rinse with hot water to remove any residue. In case of small scratches, it is possible to intervene with heat on the affected area: protect the top with a sheet of paper towel, and spray the sheet with water to make it moist. Then pass an iron set at medium-high heat with circular movements for about 30-40 seconds. Do not use steam. Remove the paper towel, and dry with a dry microfiber cloth.

These tips are cleaning recommendations and do not guarantee complete stain removal. We recommend that you always test the cleaning method on a hidden part of the item to check the resistance of the color.

Colour samples are to be considered approximate for each product. Slight color differences between a lot and the other are to be considered normal.

Certifications matériaux

Metal vert foncé

The technologies used in the previous phase of powder coating play a fundamental role in the final result of the processing. They are in fact essential to increase adherence paint on the metal surface and then guarantee its duration over time. The metal frames, following a total cleaning of the surface, pass through chemical conversion processes, creating a compact base that allows for better adhesion of the subsequent treatment. In the last phase the object subjected to the powder coating process is placed in a polymerization oven, going to form an adherent and extremely tight layer durable. This particular paint job is ideal for outdoor use.

To clean the surface, use a damp microfiber cloth with neutral soap or specific metal cleaning products. Avoid hitting or rubbing the surface with sharp objects. Do not use scourers or other abrasive materials, since they would inevitably scratch the surface. Do not leave rusty iron objects on the surface for too long.

These surface treatments are not suitable for outdoor use, but they guarantee excellent resistance to frequent use, dirt and dust.