

MIDJ

Tabouret **Calla P65 M PP**

design Fabrizio Batoni, 2019



Tabouret de bar Calla avec base à quatre pieds en acier laqué et coque en plastique.

En option: coussin recouvert de tissu, cuir ou simili cuir.


Le tabouret dans la version avec coque en plastique est disponible dans la version pour l'extérieur.

Couleurs et matériaux

Structure




Métal orange papaya



Métal bleu ciel



Metal blanc



Acier blanc perle



Métal bleu ocean



Acier bleu turquoise




Acier bleu saphir



Métal bronze



Metal corde



Métal fango



Métal jaune doré



Métal jaune pastel




Métal graphite




Métal gris cendre



Métal gris claire



Métal marron



Metal noir




Métal ocre




Métal rose poudre



Métal rosso



Métal rouge bulgare



Métal rouge cerise



Métal vert pin



Métal vert sauge



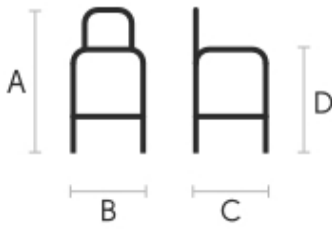
Metal vert foncé

Revêtement

Polypropylène

11 Couleurs

Dimensions



A	B	C	D	E
(cm)	(cm)	(cm)	(cm)	(cm)
(inch)	(inch)	(inch)	(inch)	(inch)
97	51	55	66	88
38.2	20.1	21.7	26	34.6

Certifications matériaux

Acier blanc perle

The technologies used in the previous phase of powder coating play a fundamental role in the final result of the processing. They are in fact essential to increase adherence paint on the metal surface and then guarantee its duration over time. The metal frames, following a total cleaning of the surface, pass through chemical conversion processes, creating a compact base that allows for better adhesion of the subsequent treatment. In the last phase the object subjected to the powder coating process is placed in a polymerization oven, going to form an adherent and extremely tight layer durable. This particular paint job is ideal for outdoor use.

To clean the surface, use a damp microfiber cloth with neutral soap or specific metal cleaning products. Avoid hitting or rubbing the surface with sharp objects. Do not use scourers or other abrasive materials, since they would inevitably scratch the surface. Do not leave rusty iron objects on the surface for too long.

These surface treatments are not suitable for outdoor use, but they guarantee excellent resistance to frequent use, dirt and dust.

Certifications matériaux

Acier bleu turquoise

The technologies used in the previous phase of powder coating play a fundamental role in the final result of the processing. They are in fact essential to increase adherence paint on the metal surface and then guarantee its duration over time. The metal frames, following a total cleaning of the surface, pass through chemical conversion processes, creating a compact base that allows for better adhesion of the subsequent treatment. In the last phase the object subjected to the powder coating process is placed in a polymerization oven, going to form an adherent and extremely tight layer durable. This particular paint job is ideal for outdoor use.

To clean the surface, use a damp microfiber cloth with neutral soap or specific metal cleaning products. Avoid hitting or rubbing the surface with sharp objects. Do not use scourers or other abrasive materials,

since they would inevitably scratch the surface. Do not leave rusty iron objects on the surface for too long.

These surface treatments are not suitable for outdoor use, but they guarantee excellent resistance to frequent use, dirt and dust.

Certifications matériaux

Acier bleu saphir

The technologies used in the previous phase of powder coating play a fundamental role in the final result of the processing. They are in fact essential to increase adherence paint on the metal surface and then guarantee its duration over time. The metal frames, following a total cleaning of the surface, pass through chemical conversion processes, creating a compact base that allows for better adhesion of the subsequent treatment. In the last phase the object subjected to the powder coating process is placed in a polymerization oven, going to form an adherent and extremely tight layer durable. This particular paint job is ideal for outdoor use.

To clean the surface, use a damp microfiber cloth with neutral soap or specific metal cleaning products. Avoid hitting or rubbing the surface with sharp objects. Do not use scourers or other abrasive materials, since they would inevitably scratch the surface. Do not leave rusty iron objects on the surface for too long.

These surface treatments are not suitable for outdoor use, but they guarantee excellent resistance to frequent use, dirt and dust.

Certifications matériaux

Metal vert foncé

The technologies used in the previous phase of powder coating play a fundamental role in the final result of the processing. They are in fact essential to increase adherence paint on the metal surface and then guarantee its duration over time. The metal frames, following a total cleaning of the surface, pass through chemical conversion processes, creating a compact base that allows for better adhesion of the subsequent treatment. In the last phase the object subjected to the powder coating process is placed in a polymerization oven, going to form an adherent and extremely tight layer durable. This particular paint job is ideal for outdoor use.

To clean the surface, use a damp microfiber cloth with neutral soap or specific metal cleaning products. Avoid hitting or rubbing the surface with sharp objects. Do not use scourers or other abrasive materials, since they would inevitably scratch the surface. Do not leave rusty iron objects on the surface for too long.

These surface treatments are not suitable for outdoor use, but they guarantee excellent resistance to frequent use, dirt and dust.

Certifications matériaux

Polypropylène

Polypropylene is a resistant, non-toxic, odorless, heat resistant and easy to clean plastic material. It is also suitable for outdoor use. Our polypropylene is a material reinforced with glass fiber: an option with excellent mechanical properties that allows the product to be solid and resistant. This material has a marked resistance to fading: a treatment with UV stabilizer and AS antistatic protection works to prolong the beauty of the product by slowing the fading process. However, by exposing the chair to the sun and atmospheric agents for very long periods, the color can undergo alterations. As a thermoplastic material, it is 100% recyclable.

CLEANING AND MAINTENANCE

Polypropylene seats are easy to clean, and do not require the use of specific products, except in the case of stubborn and hard to remove stains. For simple and effective cleaning, use a microfiber cloth soaked in water or a solution of water and neutral soap. In case of stubborn stains, it is possible to act directly on them with a neutral detergent, always with the help of a microfiber cloth. Then rinse with water. Avoid abrasive sponges, stain removers and granular cleaners that could scratch the surface. If using a chlorine-based cleaner, rinse and do not dry in direct sunlight.

These tips are cleaning recommendations and do not guarantee complete stain removal.

We recommend that you always test the cleaning method on a hidden part of the item to check the resistance of the material.