

# MIDJ




## Chaise Liù DS LG

design Archirivolto, 2013

Chaise de travail Liù sur roulettes, pivotante et réglable en hauteur.  
Base à cinq branches en acier, coque en bois.

### Couleurs et matériaux


#### Structure




Métal blanc



Métal corde




Métal jaune pastel



Métal graphite



Métal noir




Métal bleu ciel



Métal bleu ocean




Métal bronze



Métal fango



Métal gris claire




Métal marron



Métal ocre



Métal rose poudre



Métal rosso




Métal vert sauge



Chromé

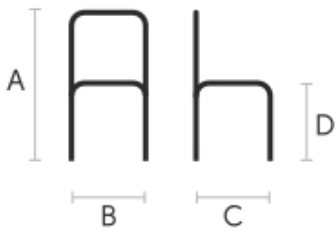
#### Revêtement



Plaqué de frêne  
laqué

10 Couleurs

### Dimensions



## Données volumétriques

**Poids** 10.5 Kg  
**Volume** 0.28 mc  
**Colis** 2

A (cm)	B (cm)	C (cm)	D (cm)
(inch)	(inch)	(inch)	(inch)
82/91	58	57	45/54
32.3/35.8	22.8	22.4	17.7/21.3

## Certifications matériaux

### Plaqué de frêne laqué

Veneered woods are the result of a process of gluing extremely thin sheets of wood applied to various types of supports to produce furnishing elements, which have a similar appearance to solid wood, but with better performance in terms of resistance to woodworms, lightness and greater stability over time.

If exposed to light, and in any case with the passage of time, the color of the veneer changes. It may happen that furniture of the same color purchased after some time, show color differences. Upon request, the veneered parts can be supplied with certified origin from forests managed in a correct and responsible manner, according to the rigorous environmental standards established by the FSC circuit.

### CLEANING AND MAINTENANCE

For ordinary cleaning of veneered woods, use a cloth moistened with neutral soap well diluted in water or specific products. Always dry after each application with a dry cloth or paper towel. Do not use abrasive products. In case of accidental spills of substances or liquids, immediately dab the wood with paper towel or with a dry and clean cloth. Avoid proximity to heat sources. Evenly expose the veneered woods to light, for example by periodically opening the table extensions that are stored inside the structure, or by moving any object placed on the surface, such as vases and accessories.

These tips are cleaning recommendations and do not guarantee complete stain removal.

We recommend that you always test the cleaning method on a hidden part of the item to check the resistance of the color.

Colour samples are to be considered approximate for each product. Slight color differences between a lot and the other are to be considered normal.