

MIDJ

Tables basses Trampoliere H44 ø60

design Roberto Paoli, 2013



Coffee table Trampoliere avec base à trois rayons en métal. Top en mélamine ou HPL.

Disponible en trois variantes différentes : H34 Ø70, H44 Ø60, H54 Ø50.

Couleurs et matériaux

Structure




Metal blanc




Metal noir



Metal corde



Métal marron



Métal graphite



Métal jaune pastel




Métal bleu ciel



Métal bleu ocean



Métal bronze



Métal fango



Métal gris claire



Métal ocre




Métal rose poudre



Métal rosso




Métal vert sauge




Métal orange papaya




Métal jaune doré




Métal gris cendre




Métal rouge bulgare




Métal rouge cerise



Métal vert pin



Metal vert foncé



Acier blanc perle



Acier bleu turquoise




Acier bleu saphir

Plateau




Melamine

4 Couleurs



Hpl blanc bord noir



Hpl noir



Hpl grigio cemento

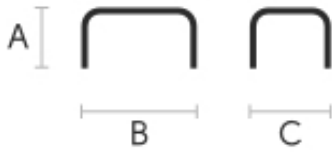


Hpl corten



Hpl blanc bord blanc

Dimensions



	A (cm) (inch)	B (cm) (inch)	C (cm) (inch)
Trampoline H44 (cm) (inch)	44 17.3	60 23.6	60 23.6
Trampoline H34 (cm) (inch)	34 13.4	70 27.6	70 27.6
Trampoline H54 (cm) (inch)	54 21.3	50 19.7	50 19.7

Données volumétriques

Poids 13.5 Kg

Volume 0.16 mc

Colis 2

Certifications matériaux

Metal vert foncé

The technologies used in the previous phase of powder coating play a fundamental role in the final result of the processing. They are in fact essential to increase adherence paint on the metal surface and then guarantee its duration over time. The metal frames, following a total cleaning of the surface, pass through chemical conversion processes, creating a compact base that allows for better adhesion of the subsequent treatment. In the last phase the object subjected to the powder coating process is placed in a polymerization oven, going to form an adherent and extremely tight layer durable. This particular paint job is ideal for outdoor use.

To clean the surface, use a damp microfiber cloth with neutral soap or specific metal cleaning products. Avoid hitting or rubbing the surface with sharp objects. Do not use scourers or other abrasive materials, since they would inevitably scratch the surface. Do not leave rusty iron objects on the surface for too long.

These surface treatments are not suitable for outdoor use, but they guarantee excellent resistance to frequent use, dirt and dust.

Certifications matériaux

Acier blanc perle

The technologies used in the previous phase of powder coating play a fundamental role in the final result of the processing. They are in fact essential to increase adherence paint on the metal surface and then

guarantee its duration over time. The metal frames, following a total cleaning of the surface, pass through chemical conversion processes, creating a compact base that allows for better adhesion of the subsequent treatment. In the last phase the object subjected to the powder coating process is placed in a polymerization oven, going to form an adherent and extremely tight layer durable. This particular paint job is ideal for outdoor use.

To clean the surface, use a damp microfiber cloth with neutral soap or specific metal cleaning products. Avoid hitting or rubbing the surface with sharp objects. Do not use scourers or other abrasive materials, since they would inevitably scratch the surface. Do not leave rusty iron objects on the surface for too long.

These surface treatments are not suitable for outdoor use, but they guarantee excellent resistance to frequent use, dirt and dust.

Certifications matériaux

Acier bleu turquoise

The technologies used in the previous phase of powder coating play a fundamental role in the final result of the processing. They are in fact essential to increase adherence paint on the metal surface and then guarantee its duration over time. The metal frames, following a total cleaning of the surface, pass through chemical conversion processes, creating a compact base that allows for better adhesion of the subsequent treatment. In the last phase the object subjected to the powder coating process is placed in a polymerization oven, going to form an adherent and extremely tight layer durable. This particular paint job is ideal for outdoor use.

To clean the surface, use a damp microfiber cloth with neutral soap or specific metal cleaning products. Avoid hitting or rubbing the surface with sharp objects. Do not use scourers or other abrasive materials, since they would inevitably scratch the surface. Do not leave rusty iron objects on the surface for too long.

These surface treatments are not suitable for outdoor use, but they guarantee excellent resistance to frequent use, dirt and dust.

Certifications matériaux

Acier bleu saphir

The technologies used in the previous phase of powder coating play a fundamental role in the final result of the processing. They are in fact essential to increase adherence paint on the metal surface and then guarantee its duration over time. The metal frames, following a total cleaning of the surface, pass through chemical conversion processes, creating a compact base that allows for better adhesion of the subsequent treatment. In the last phase the object subjected to the powder coating process is placed in a polymerization oven, going to form an adherent and extremely tight layer durable. This particular paint job is ideal for outdoor use.

To clean the surface, use a damp microfiber cloth with neutral soap or specific metal cleaning products. Avoid hitting or rubbing the surface with sharp objects. Do not use scourers or other abrasive materials, since they would inevitably scratch the surface. Do not leave rusty iron objects on the surface for too long.

These surface treatments are not suitable for outdoor use, but they guarantee excellent resistance to frequent use, dirt and dust.