

MIDJ

Tabouret Pippi H65 / H75 R_TS

design Roberto Paoli, 2019



Tabouret à quatre pieds recouvert de tissu. Pieds en acier.


Dans la version tabouret Pippi conserve son caractère incomparable mais avec un œil sur les besoins pratiques de la vie contemporaine. Le repose-pieds en acier inoxydable garantit une utilisation confortable même à long terme. Pour les espaces de vie, en plein style Midj.

Écoutez [l'histoire du designer Roberto Paoli](#)

- <https://www.midj.com/fr/societe/videos/roberto-paoli-raconte-pippi> sur la collection Pippi.

Couleurs et matériaux


Structure




Metal blanc



Metal corde



Métal jaune pastel



Métal graphite



Metal noir




Métal bleu ciel




Métal bleu ocean




Métal bronze



Métal fango



Métal gris claire



Métal marron



Métal ocre



Métal rose poudre




Métal vert sauge



Or rosé




Noir nickel




Bonze doré


Revêtement



Tissu Visual
13 Couleurs



Tissu Fenix Wool
16 Couleurs



Tissu Flame
7 Couleurs



Tissu Network
9 Couleurs

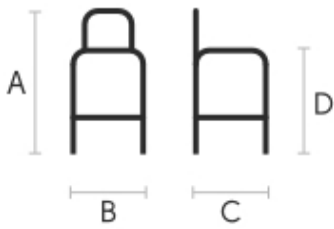


Tissu Plain
7 Couleurs



Tissu Ouche
7 Couleurs

Dimensions



Données volumétriques

Poids 9 Kg
Volume 0.22 mc
Colis 1

	A (cm) (inch)	B (cm) (inch)	C (cm) (inch)	
H65 (cm) (inch)	76 29.9	44 17.3	49 19.3	65 25.6
H75 (cm) (inch)	86 33.9	44 17.3	49 19.3	75 29.5

Certifications matériaux

Tissu Visual

COMPOSITION: 100% PES FR
MARTINDALE: 60.000 cycles

FIRE RESISTANCE:
DIN 4102-1 B1
BS 5852-1 (source 0 and 1)
BS 5852 CRIB5
UNI 9175 classe 1 IM
EN 1021-1
EN 1021-2
IMO FTP CODE 2010

Visual is a knit fabric, made with FR polyester, bielastic and made with jacquard knitted looms. The slightly three-dimensional fabric construction, combined with sound absorbing material, contributes to decreasing sound reverberation.

CLEANING AND MAINTENANCE

Regular cleaning is important to extend the life of the coating, and keep its appearance unchanged. Dust and dirt can wear out the coating and damage the fire protection.

REGULAR CLEANING: vacuum frequently, at a power equal to half the device in use, choosing a smooth spout, without brushing.

STAIN REMOVAL: in case of slight stains, promptly clean the surface. Remove excess liquids or hard parts of dirt with a clean cloth, then proceed on the residue of the stain with a damp cloth or a neutral soap solution. Remove the stain starting from the edge of the stain moving towards the center of it, then rinse with water. Let dry, avoiding direct exposure to sunlight. For localized and more persistent stains, promptly dissolve the stain with colorless ethyl alcohol diluted in 20% water, gently rub and then treat with a neutral soap solution, then rinse well. Do not use bleach. These tips are cleaning recommendations and do not guarantee complete stain removal. In case of large stains, we recommend contacting an operator specialized in upholstered products cleaning. We recommend to not expose light colored fabric for a prolonged time to garments treated with colors with poor dyeing fastness, as the color pigments could penetrate the surface of the fabric, without being able to be removed. We recommend to always test the cleaning method on a hidden part of the item to check the color resistance.

Colour samples are to be considered approximate for each product. Slight color differences between a lot and the other are to be considered normal.

Certifications matériaux

Tissu Fenix Wool

COMPOSITION: 75% WO, 25% PA
MARTINDALE: 100.000 cycles

FIRE RESISTANCE:

Classe 1IM
N 1021 Part 1-2
Calif. Bull. 117 June 2013

Fenix Wool is a wool fabric with a particular and warm finish, obtained thanks to a treatment that confers softness to the touch and, at the same time, a good consistency, able to achieve excellent resistance to pilling and abrasion.

CLEANING AND MAINTENANCE

Regular cleaning is important to extend the life of the coating, and keep its appearance unchanged. Dust and dirt can wear out the coating.

REGULAR CLEANING: vacuum frequently, at least once a week, at a power equal to half the device in use, choosing a smooth spout, without brushing.

STAIN REMOVAL: in case of slight stains, promptly clean the surface. Remove excess liquids or hard parts of dirt with a clean cloth, then proceed on the residue of the stain with a damp cloth or a neutral soap solution. Remove the stain starting from the edge of the stain moving towards the center of it, then rinse with water. Let dry, avoiding direct exposure to sunlight. For localized and more stubborn stains, promptly dissolve the stain with neutral soap diluted in water, rub gently and rinse. Repeat until the stain is removed, and let dry. Do not use bleach. These tips are cleaning recommendations and do not guarantee complete stain removal. In case of large stains, we recommend contacting an operator specialized in upholstered products cleaning. We recommend to not expose light colored coating for a prolonged time to garments treated with colors with poor dyeing fastness, as the color pigments could penetrate the surface of the fabric, without being able to be removed. We recommend to always test the cleaning method on a hidden part of the item to check the color resistance.

Colour samples are to be considered approximate for each product. Slight color differences between a lot and the other are to be considered normal.

Certifications matériaux

Tissu Flame

Flame fabric belongs to the eco-friendly outdoor fabrics category. Its yarn is made in recycled polypropylene, coming from production waste of face masks and diapers (cut outs, second choice materials ...) and polyester from waste or remains of polyester yarns.

CLEANING AND MAINTENANCE

Regular cleaning is important to extend the life of the coating, and keep its appearance unchanged. Dust and dirt can wear out the coating and damage the fire protection.

REGULAR CLEANING: vacuum frequently at a power equal to half the device in use, choosing a smooth spout, without brushing.

STAIN REMOVAL: in case of slight stains, promptly clean the surface. Remove excess liquids or hard parts of dirt with a clean cloth, then proceed on the residue of the stain with a damp cloth or a neutral soap solution. Remove the stain starting from the edge of the stain moving towards the center of it, then rinse with water. Let dry, avoiding direct exposure to sunlight.

These tips are cleaning recommendations and do not guarantee complete stain removal. In case of large stains, we recommend contacting an operator specialized in upholstered products cleaning. We recommend to not expose light colored coating for a prolonged time to garments treated with colors with poor dyeing fastness, as the color pigments could penetrate the surface of the fabric, without being

able to be removed.

We recommend to always test the cleaning method on a hidden part of the item to check the color resistance.

Avoid the stagnation of liquids on the surfaces upholstered in fabric. Remove liquid deposits as soon as possible and dry in a well-ventilated area.

Certifications matériaux

Tissu Network

Network fabric catches one's attention thanks to its unique texture that contrasts to the yarn color. A colorful and trendy, capable of drawing attention in every space.

CLEANING AND MAINTENANCE

In case of stains, promptly clean the surface. The fabric is water repellent. For light stains use water and neutral soap.

In case of ketchup or coffee stains, remove the excess material with paper towel and then rub with a cloth moistened with a solution of water and neutral soap.

In case of pen stains, dab the stain vigorously with a cloth moistened with water and alcohol. Then, rub with a damp cloth to remove any leftovers.

In case of oil and mayonnaise stains, remove the excess material with paper towel and then spray with degreaser. Wait a minute and then rub the area with a dry cloth. Finally, with a cloth moistened with a solution of water and neutral soap, remove the excess of the degreaser.

Do not use bleach or chlorine-based products.

These tips are cleaning recommendations and do not guarantee complete stain removal. In case of large stains, we recommend contacting an operator specialized in upholstered products cleaning. We recommend to not expose light colored coating for a prolonged time to garments treated with colors with poor dyeing fastness, as the color pigments could penetrate the surface of the fabric, without being able to be removed. We recommend to always test the cleaning method on a hidden part of the item to check the color resistance.

Certifications matériaux

Tissu Plain

FIRE RESISTANCE:

BS 5852:1979 source 0

EN 1021-1

CA TB-117 & NFPA 260

COMPOSITION:

100% Recycled polypropylene

Plain fabric belongs to the eco-friendly outdoor fabrics category. Its yarn is made in recycled polypropylene coming from production waste of face masks and diapers (cut outs, second choice materials ...).

CLEANING AND MAINTENANCE

Regular cleaning is important to extend the life of the coating, and keep its appearance unchanged. Dust and dirt can wear out the coating and damage the fire protection.

REGULAR CLEANING: vacuum frequently at a power equal to half the device in use, choosing a smooth spout, without brushing.

STAIN REMOVAL: in case of slight stains, promptly clean the surface. Remove excess liquids or hard parts of dirt with a clean cloth, then proceed on the residue of the stain with a damp cloth or a neutral soap solution. Remove the stain starting from the edge of the stain moving towards the center of it, then rinse with water. Let dry, avoiding direct exposure to sunlight.

These tips are cleaning recommendations and do not guarantee complete stain removal. In case of large stains, we recommend contacting an operator specialized in upholstered products cleaning.

We recommend to not expose light colored coating for a prolonged time to garments treated with colors with poor dyeing fastness, as the color pigments could penetrate the surface of the fabric, without being

able to be removed.

We recommend to always test the cleaning method on a hidden part of the item to check the color resistance.

Certifications matériaux

Tissu Ouche

Ouche fabric belongs to the eco-friendly outdoor fabrics category. Ouche pairs the relaxed elegance and soft hand of a cotton with the durability of high-performance yarns. The Ouche fabric stands out by its rich mélange shading. The fabric effortlessly resists stains, fading, mold, mildew and pilling.

CLEANING AND MAINTENANCE

Regular cleaning is important to extend the life of the coating and keep its appearance unchanged.

REGULAR CLEANING: vacuum frequently at a power equal to half the device in use, choosing a smooth spout, without brushing.

STAIN REMOVAL: in case of slight stains, promptly clean the surface. Remove excess liquids or hard parts of dirt with a clean cloth, then proceed on the stain residue with a damp cloth or a neutral soap solution.

Remove the stain starting from its edge, moving towards the center of it, then rinse with water. Let dry, avoiding direct exposure to sunlight. On greasy stains, clean with a clean cloth soaked in acetone and rub gently on the stain, working from the outside inwards. Once the stain has been removed, wipe with a cloth soaked in water and neutral soap to remove the solvent residues, then rinse and allow to dry completely. For localized and more persistent stains, promptly dissolve the stain with colorless ethyl alcohol diluted in 20% water, gently rub, and then treat with a neutral soap solution, then rinse well.

Do not use bleach. These tips are cleaning recommendations and do not guarantee complete stain removal. In case of large stains, we recommend contacting an operator specialized in upholstered products cleaning.

We recommend to not expose light colored coating for a prolonged time to garments treated with colors with poor dyeing fastness, as the color pigments could penetrate the surface of the fabric, without being able to be removed.

We recommend to always test the cleaning method on a hidden part of the item to check the color resistance.

Avoid the stagnation of liquids on the surfaces upholstered in fabric. Remove liquid deposits as soon as possible and dry in a well-ventilated area.