

MIDJ




Table bistro **Luna H103**

Luna base bistrot avec piètement à quatre branches en acier laqué.
Disponible pour l'utilisation à l'extérieur.

Base pour plateaux ronds ou carrés de taille: $\varnothing 70$, $\varnothing 80$, 60x60, 70x70, 75x75, 80x80.

Couleurs et matériaux

Structure



Métal bleu ciel



Metal blanc




Métal bleu ocean




Métal bronze




Metal corde




Métal fango




Métal jaune pastel



Métal graphite



Métal marron



Metal noir



Métal ocre




Métal rose poudre




Métal vert sauge


Plateau



Melamine
4 Couleurs




Verre transparent




Verre transparent
extra-blanc




Metal blanc



Metal corde



Métal jaune pastel



Métal graphite



Metal noir




Métal bleu ciel



Métal bleu ocean




Métal bronze



Métal fango



Métal gris claire



Métal marron



Métal ocre




Métal rose poudre



Métal rosso



Métal vert sauge



Hpl blanc bord noir



Hpl noir



Hpl cemento




Hpl corten



Hpl blanc bord blanc

Dimensions



A (cm)	B (cm)	C (cm)
(inch)	(inch)	(inch)

Luna H103			
(cm)	103	52	52
(inch)	40.6	20.5	20.5

Données volumétriques

Poids 8 Kg

Volume 0.22 mc

Colis 1

Certifications matériaux

Verre transparent

Tempered glass tops are elegant and shiny. The interaction with the surrounding light enhances their brilliance and increases their timeless charm.

Tempered glass is glass that has been subjected to a special treatment that involves gradual heating, followed by sudden air cooling. This procedure allows the transformation into a more resistant and safer glass, as, in case of breakage, it will shatter into small harmless fragments. Tops in tempered glass may have slight scratches due to sliding on the oven rollers. In addition, any dots and rings on the surface, visible in light or backlight conditions, prove that the tempera process has been carried out.

CLEANING AND MAINTENANCE

Glass tops do not require any particular maintenance, and cleaning is simple and effective. In general, for daily cleaning, use a specific microfiber cloth moistened with hot water or detergents formulated for glass surfaces. For stubborn stains, use non-abrasive cleaning products or detergents. To remove any dried residues deposited on the surface, proceed with the use of a wooden or plastic scraper. Do not use rough or abrasive sponges. For all tops we recommend avoiding direct contact with sharp or pointed tools, as well as avoid placing very cold or very hot containers directly on the glass tops. These tips are cleaning recommendations and do not guarantee complete stain removal.

We recommend that you always test the cleaning method on a hidden part of the item to check the resistance of the material.

Colour samples are to be considered approximate for each product. Slight color differences between a lot and the other are to be considered normal.

Certifications matériaux

Verre transparent extra-blanc

Tempered glass tops are elegant and shiny. The interaction with the surrounding light enhances their brilliance and increases their timeless charm.

Tempered glass is glass that has been subjected to a special treatment that involves gradual heating, followed by sudden air cooling. This procedure allows the transformation into a more resistant and safer glass, as, in case of breakage, it will shatter into small harmless fragments. Tops in tempered glass may have slight scratches due to sliding on the oven rollers. In addition, any dots and rings on the surface, visible in light or backlight conditions, prove that the tempera process has been carried out.

CLEANING AND MAINTENANCE

Glass tops do not require any particular maintenance, and cleaning is simple and effective. In general, for daily cleaning, use a specific microfiber cloth moistened with hot water or detergents formulated for glass surfaces. For stubborn stains, use non-abrasive cleaning products or detergents. To remove any dried residues deposited on the surface, proceed with the use of a wooden or plastic scraper. Do not use rough or abrasive sponges. For all tops we recommend avoiding direct contact with sharp or pointed tools, as well as avoid placing very cold or very hot containers directly on the glass tops. These tips are cleaning recommendations and do not guarantee complete stain removal.

We recommend that you always test the cleaning method on a hidden part of the item to check the resistance of the material.

Colour samples are to be considered approximate for each product. Slight color differences between a lot and the other are to be considered normal.