

MIDJ



Table bistro Liù H73


design Archirivolto, 2013

Liù base bistrò avec une structure à quatre pieds en bois et plaquette en acier laqué.

Convient aux plateaux ronds et carrés de dimensions $\varnothing 60$ cm, $\varnothing 70$ cm, $\varnothing 80$ cm; 60 x 60 cm, 70 x 70 cm, 80 x 80 cm ($\varnothing 23,6$, $\varnothing 27,6$, $\varnothing 31,5$ in, 23,6 x 23,6, 27,6 x 27,6, 31,5 x 31,5 in).

Couleurs et matériaux

Structure



Frêne Laqué
11 Couleurs




Metal blanc



Metal noir



Métal rosso



Métal bleu ciel




Métal bleu ocean




Métal bronze




Metal corde




Métal fango



Métal jaune pastel



Métal graphite



Métal marron



Métal ocre



Métal rose poudre



Métal vert sauge


Plateau



Melamine
4 Couleurs




Metal blanc




Metal noir




Metal corde



Métal marron




Métal graphite



Métal jaune pastel




Métal bleu ciel



Métal bleu ocean




Métal bronze



Métal fango



Métal gris claire



Métal ocre



Métal rose poudre



Métal rosso



Métal vert sauge



Hpl blanc bord noir




Hpl noir



Hpl cemento




Hpl corten



Hpl blanc bord blanc

Dimensions



A (cm)	B (cm)	C (cm)
(inch)	(inch)	(inch)

Liù H73			
(cm)	73	46	46
(inch)	28.7	18.1	18.1

Données volumétriques

Poids 6 Kg

Volume 0.21 mc

Colis 1

Certifications matériaux

Frêne Laqué

Ash wood is durable material, with good resistance and flexibility. Thanks to its porosity, it is ideal to be lacquered. Its original color is quite light: it can range from light blond, to pink and pale brown, with possible shades of green. In our set of samples, it is available in the natural finish and in numerous color variations: from the classic wood effects to the most pop colors of the moment. The ash used for our materials is European.

CLEANING AND MAINTENANCE

Ash is an easy-to-clean wood: to remove dust or light stains, rub the surface with a soft cloth, if necessary moistened in a solution of hot water or white vinegar, to help eliminate stains without altering the beauty and shine of the wood. Always dry the surface. In addition, you can choose to use specific products for wooden furniture.

These tips are cleaning recommendations and do not guarantee complete stain removal. We recommend that you always test the cleaning method on a hidden part of the item to check the resistance of the color.

Colour samples are to be considered approximate for each product. Slight color differences between a lot and the other are to be considered normal.