



Table bistro **Composit/1**

Composit/1 base bistrot avec piètement central en acier laqué, adaptable au plateaux ronds ou carrés, disponible en hauteur h73 cm ou h107 cm.

Taille de plateaux:

Composit/1 base 45 h73: ø70, ø80, ø90, 60x60, 70x70, 75x75, 80x80

Composit/1 base 55 h73: ø80, ø90, ø100, 70x70, 75x75, 80x80, 85x85, 90x90

Composit/1 base 45 h107: ø70, ø80, 60x60, 70x70

Composit/1 base 55 h107: ø80, ø90, 70x70, 75x75, 80x80

Couleurs et matériaux

Structure



Metal noir




Metal blanc




Inox brillant


Revêtement



Verre transparent




Verre transparent extra-blanc




Melamine
7 Couleurs



HPL Radius 10
4 Couleurs



Métal industriel




Metal blanc



Metal noir

Dimensions



	A (cm) (inch)	B (cm) (inch)	C (cm) (inch)
1 base 45			
h73 (cm) (inch)	73 28.7	45 17.7	45 17.7
1 base 55			
h73 (cm) (inch)	73 28.7	55 21.7	55 21.7
1 base 45			
h107 (cm) (inch)	107 42.1	45 17.7	45 17.7
1 base 55			
h107 (cm) (inch)	107 42.1	55 21.7	55 21.7

Certifications matériaux

Verre transparent

Tempered glass tops are elegant and shiny. The interaction with the surrounding light enhances their brilliance and increases their timeless charm.

Tempered glass is glass that has been subjected to a special treatment that involves gradual heating, followed by sudden air cooling. This procedure allows the transformation into a more resistant and safer glass, as, in case of breakage, it will shatter into small harmless fragments. Tops in tempered glass may have slight scratches due to sliding on the oven rollers. In addition, any dots and rings on the surface, visible in light or backlight conditions, prove that the tempera process has been carried out.

CLEANING AND MAINTENANCE

Glass tops do not require any particular maintenance, and cleaning is simple and effective. In general, for daily cleaning, use a specific microfiber cloth moistened with hot water or detergents formulated for glass surfaces. For stubborn stains, use non-abrasive cleaning products or detergents. To remove any dried residues deposited on the surface, proceed with the use of a wooden or plastic scraper. Do not use rough or abrasive sponges. For all tops we recommend avoiding direct contact with sharp or pointed tools, as well as avoid placing very cold or very hot containers directly on the glass tops.

These tips are cleaning recommendations and do not guarantee complete stain removal.

We recommend that you always test the cleaning method on a hidden part of the item to check the resistance of the material.

Colour samples are to be considered approximate for each product. Slight color differences between a lot and the other are to be considered normal.

Certifications matériaux

Verre transparent extra-blanc

Tempered glass tops are elegant and shiny. The interaction with the surrounding light enhances their brilliance and increases their timeless charm.

Tempered glass is glass that has been subjected to a special treatment that involves gradual heating, followed by sudden air cooling. This procedure allows the transformation into a more resistant and safer glass, as, in case of breakage, it will shatter into small harmless fragments. Tops in tempered glass may have slight scratches due to sliding on the oven rollers. In addition, any dots and rings on the surface, visible in light or backlight conditions, prove that the tempera process has been carried out.

CLEANING AND MAINTENANCE

Glass tops do not require any particular maintenance, and cleaning is simple and effective. In general, for daily cleaning, use a specific microfiber cloth moistened with hot water or detergents formulated for glass surfaces. For stubborn stains, use non-abrasive cleaning products or detergents. To remove any dried residues deposited on the surface, proceed with the use of a wooden or plastic scraper. Do not use rough or abrasive sponges. For all tops we recommend avoiding direct contact with sharp or pointed tools, as well as avoid placing very cold or very hot containers directly on the glass tops. These tips are cleaning recommendations and do not guarantee complete stain removal. We recommend that you always test the cleaning method on a hidden part of the item to check the resistance of the material.

Colour samples are to be considered approximate for each product. Slight color differences between a lot and the other are to be considered normal.