

MIDJ

Tables basses **Ola CT 105**

design Paolo Vernier, 2016

Table basse Ola avec pieds et plateau en métal laqué ou effet industriel.

Les en acier laqué peut être utilisées à l'extérieur.



Couleurs et matériaux

Structure




Metal blanc




Metal noir




Metal corde




Métal marron



Métal graphite



Métal industriel



Métal orange papaya




Métal bleu ciel



Métal bleu ocean



Métal bronze




Métal fango



Métal jaune doré



Métal jaune pastel



Métal gris cendre



Métal gris claire




Métal ocre




Métal rose poudre




Métal rosso



Métal rouge bulgare




Métal rouge cerise



Métal vert pin



Métal vert sauge




Metal vert foncé

Revêtement




Metal blanc




Metal noir




Metal corde




Métal marron




Métal graphite



Métal industriel



Métal orange papaya




Métal bleu ciel



Métal bleu ocean



Métal bronze



Métal fango



Métal jaune doré



Métal jaune pastel



Métal gris cendre



Métal gris claire




Métal ocre



Métal rose poudre



Métal rosso



Métal rouge bulgare



Métal rouge cerise



Métal vert pin

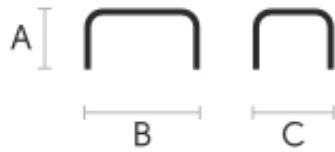


Métal vert sauge



Metal vert foncé

Dimensions



	A (cm) (inch)	B (cm) (inch)	C (cm) (inch)
Ola CT			
105 (cm)	50	105	44
(inch)	19.7	41.3	17.3
Ola CT 45			
(cm)	50	45	44
(inch)	19.7	17.7	17.3

Données volumétriques

Poids 10 Kg

Volume 0.24 mc

Colis 1

Certifications matériaux

Metal vert foncé

The technologies used in the previous phase of powder coating play a fundamental role in the final result of the processing. They are in fact essential to increase adherence paint on the metal surface and then guarantee its duration over time. The metal frames, following a total cleaning of the surface, pass through chemical conversion processes, creating a compact base that allows for better adhesion of the subsequent treatment. In the last phase the object subjected to the powder coating process is placed in a polymerization oven, going to form an adherent and extremely tight layer durable. This particular paint job is ideal for outdoor use.

To clean the surface, use a damp microfiber cloth with neutral soap or specific metal cleaning products. Avoid hitting or rubbing the surface with sharp objects. Do not use scourers or other abrasive materials, since they would inevitably scratch the surface. Do not leave rusty iron objects on the surface for too long.

These surface treatments are not suitable for outdoor use, but they guarantee excellent resistance to

frequent use, dirt and dust.

Certifications matériaux

Metal vert foncé

The technologies used in the previous phase of powder coating play a fundamental role in the final result of the processing. They are in fact essential to increase adherence paint on the metal surface and then guarantee its duration over time. The metal frames, following a total cleaning of the surface, pass through chemical conversion processes, creating a compact base that allows for better adhesion of the subsequent treatment. In the last phase the object subjected to the powder coating process is placed in a polymerization oven, going to form an adherent and extremely tight layer durable. This particular paint job is ideal for outdoor use.

To clean the surface, use a damp microfiber cloth with neutral soap or specific metal cleaning products. Avoid hitting or rubbing the surface with sharp objects. Do not use scourers or other abrasive materials, since they would inevitably scratch the surface. Do not leave rusty iron objects on the surface for too long.

These surface treatments are not suitable for outdoor use, but they guarantee excellent resistance to frequent use, dirt and dust.