

MIDJ



Tables basses **Walter**

Walter table de café avec piètement à quatre pieds en métal. Plateau en métal ou céramique.

Disponible en deux variantes.

Couleurs et matériaux

Structure




Métal blanc




Métal noir




Métal corde



Métal marron




Métal graphite



Métal fango



Métal bronze



Métal jaune pastel




Métal ocre



Métal rosso




Métal vert sauge



Métal bleu ciel



Métal bleu ocean




Métal gris claire



Métal rose poudre



Chromé




Métal orange papaya




Métal jaune doré




Métal gris cendre




Métal rouge bulgaro



Métal rouge cerise




Métal vert pin



Metal vert foncé




Bonze doré



Bronze doré opaque




Noir nickel



Matt black nickel



Champagne doré




Or rosé


Revêtement



Acier satiné




Céramique plomb




Céramique savoia anthracite




Céramique Savoia Cement



Céramique marbre opaque emperador



Céramique corten




Céramique chaux blanc



Ceramique marbre calacattà brillant




Céramique brillante grec noir




Céramique brillante noir desir



Crystalceramique opaque marbre calacatta

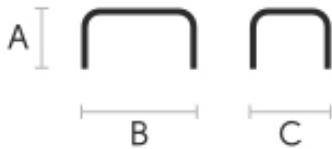


Crystalceramique marbre opaque vert tinos



Ceramique marbre noir desir opaque

Dimensions



	A (cm)	B (cm)	C (cm)
	(inch)	(inch)	(inch)
Walter 40x40 (cm)	50	40	40
(inch)	19.7	15.7	15.7
Walter 60x40 (cm)	50	60	40
(inch)	19.7	23.6	15.7

Données volumétriques

Poids 12 Kg

Volume 0.17 mc

Colis 1

Certifications matériaux

Metal vert foncé

The technologies used in the previous phase of powder coating play a fundamental role in the final result of the processing. They are in fact essential to increase adherence paint on the metal surface and then guarantee its duration over time. The metal frames, following a total cleaning of the surface, pass through chemical conversion processes, creating a compact base that allows for better adhesion of the subsequent treatment. In the last phase the object subjected to the powder coating process is placed in a polymerization oven, going to form an adherent and extremely tight layer durable. This particular paint job is ideal for outdoor use.

To clean the surface, use a damp microfiber cloth with neutral soap or specific metal cleaning products. Avoid hitting or rubbing the surface with sharp objects. Do not use scourers or other abrasive materials, since they would inevitably scratch the surface. Do not leave rusty iron objects on the surface for too long.

These surface treatments are not suitable for outdoor use, but they guarantee excellent resistance to frequent use, dirt and dust.

Certifications matériaux

Bronze doré opaque

Galvanic treatments consist in applying a thin layer of a metal or other alloy, in order that properties of the surface are modified, both from a technical and an aesthetic point of view. Through this procedure it is possible to improve specific product features, such as endurance to corrosion.

CLEANING AND MAINTENANCE

To clean the surface, use a damp microfiber cloth with neutral soap or specific metal cleaning products. Avoid hitting or rubbing the surface with sharp objects.

GENERAL TIPS

Do not use scourers or other abrasive materials, since they would inevitably scratch the surface. Do not leave rusty iron objects on the surface for too long. These surface treatments are not recommended for outdoor, naval or seaside use.

Certifications matériaux

Matt black nickel

Galvanic treatments consist in applying a thin layer of a metal or other alloy, in order that properties of the surface are modified, both from a technical and an aesthetic point of view. Through this procedure it is possible to improve specific product features, such as endurance to corrosion.

CLEANING AND MAINTENANCE

To clean the surface, use a damp microfiber cloth with neutral soap or specific metal cleaning products. Avoid hitting or rubbing the surface with sharp objects.

GENERAL TIPS

Do not use scourers or other abrasive materials, since they would inevitably scratch the surface. Do not leave rusty iron objects on the surface for too long. These surface treatments are not recommended for outdoor, naval or seaside use.

Certifications matériaux

Céramique plomb

Ceramic tops give life to an extremely resistant top, suitable for placement in highly used environments. The properties that the ceramic tops include are high water repellency, heat resistance, scratch resistance and high durability.

CLEANING AND MAINTENANCE

For daily cleaning we recommend using a microfiber cloth, moistened with hot water and possibly neutral detergents, making sure to rinse them in case of use. Do not use abrasive scourers or cleaners. To remove any dried residues deposited on the surface, proceed with the use of a wooden or plastic scraper. Some types of stains, if not promptly removed, could leave a more or less visible permanent ring. In case of contact with acidic liquids (such as pure lemon juice) or highly pigmented liquids (such as red wine, coffee, Coke) remove promptly and rinse with a damp and clean cloth. The persistence of the stain over time hinders its complete removal. It is possible to use bleach to remove the most stubborn stains: with a damp cloth rub the surface for a few seconds. Most of the stains will no longer be visible within 2-3 minutes of application, then rinse with water and dry.

These tips are cleaning recommendations and do not guarantee complete stain removal.

We recommend that you always test the cleaning method on a hidden part of the item to check the resistance of the material.

Colour samples are to be considered approximate for each product. Slight color differences between a lot and the other are to be considered normal.

Certifications matériaux

Céramique savoia anthracite

Ceramic tops give life to an extremely resistant top, suitable for placement in highly used environments. The properties that the ceramic tops include are high water repellency, heat resistance, scratch resistance and high durability.

CLEANING AND MAINTENANCE

For daily cleaning we recommend using a microfiber cloth, moistened with hot water and possibly neutral detergents, making sure to rinse them in case of use. Do not use abrasive scourers or cleaners. To remove any dried residues deposited on the surface, proceed with the use of a wooden or plastic scraper. Some types of stains, if not promptly removed, could leave a more or less visible permanent ring. In case of contact with acidic liquids (such as pure lemon juice) or highly pigmented liquids (such as red wine, coffee, Coke) remove promptly and rinse with a damp and clean cloth. The persistence of the stain over time hinders its complete removal. It is possible to use bleach to remove the most stubborn stains: with a damp cloth rub the surface for a few seconds. Most of the stains will no longer be visible within 2-3 minutes of application, then rinse with water and dry.

These tips are cleaning recommendations and do not guarantee complete stain removal.

We recommend that you always test the cleaning method on a hidden part of the item to check the resistance of the material.

Colour samples are to be considered approximate for each product. Slight color differences between a lot and the other are to be considered normal.

Certifications matériaux

Céramique Savoia Cement

Ceramic tops give life to an extremely resistant top, suitable for placement in highly used environments. The properties that the ceramic tops include are high water repellency, heat resistance, scratch resistance and high durability.

CLEANING AND MAINTENANCE

For daily cleaning we recommend using a microfiber cloth, moistened with hot water and possibly neutral detergents, making sure to rinse them in case of use. Do not use abrasive scourers or cleaners. To remove any dried residues deposited on the surface, proceed with the use of a wooden or plastic scraper. Some types of stains, if not promptly removed, could leave a more or less visible permanent ring. In case of contact with acidic liquids (such as pure lemon juice) or highly pigmented liquids (such as red wine, coffee, Coke) remove promptly and rinse with a damp and clean cloth. The persistence of the stain over time hinders its complete removal. It is possible to use bleach to remove the most stubborn stains: with a damp cloth rub the surface for a few seconds. Most of the stains will no longer be visible within 2-3 minutes of application, then rinse with water and dry.

These tips are cleaning recommendations and do not guarantee complete stain removal.

We recommend that you always test the cleaning method on a hidden part of the item to check the resistance of the material.

Colour samples are to be considered approximate for each product. Slight color differences between a lot and the other are to be considered normal.

Certifications matériaux

Céramique marbre opaque emperador

Ceramic combines elegance and resistance. The properties that the ceramic tops include are high water repellency, heat resistance, scratch resistance and high durability.

CLEANING AND MAINTENANCE

For daily cleaning we recommend using a microfiber cloth, moistened with hot water and possibly neutral detergents, making sure to rinse them in case of use.

Do not use abrasive scourers or cleaners. To remove any dried residues deposited on the surface, proceed with the use of a wooden or plastic scraper.

Some types of stains, if not promptly removed, could leave a more or less visible permanent ring. In case of contact with acidic liquids (such as pure lemon juice) or highly pigmented liquids (such as red wine,

coffee, Coke) remove promptly and rinse with a damp and clean cloth. The persistence of the stain over time hinders its complete removal. It is possible to use bleach to remove the most stubborn stains: with a damp cloth rub the surface for a few seconds. Most of the stains will no longer be visible within 2-3 minutes of application, then rinse with water and dry. These tips are cleaning recommendations and do not guarantee complete stain removal.

We recommend that you always test the cleaning method on a hidden part of the item to check the resistance of the material.

Colour samples are to be considered approximate for each product. Slight color differences between a lot and the other are to be considered normal.

Certifications matériaux

Céramique corten

Ceramic tops give life to an extremely resistant top, suitable for placement in highly used environments. The properties that the ceramic tops include are high water repellency, heat resistance, scratch resistance and high durability.

CLEANING AND MAINTENANCE

For daily cleaning we recommend using a microfiber cloth, moistened with hot water and possibly neutral detergents, making sure to rinse them in case of use. Do not use abrasive scourers or cleaners. To remove any dried residues deposited on the surface, proceed with the use of a wooden or plastic scraper. Some types of stains, if not promptly removed, could leave a more or less visible permanent ring. In case of contact with acidic liquids (such as pure lemon juice) or highly pigmented liquids (such as red wine, coffee, Coke) remove promptly and rinse with a damp and clean cloth. The persistence of the stain over time hinders its complete removal. It is possible to use bleach to remove the most stubborn stains: with a damp cloth rub the surface for a few seconds. Most of the stains will no longer be visible within 2-3 minutes of application, then rinse with water and dry.

These tips are cleaning recommendations and do not guarantee complete stain removal.

We recommend that you always test the cleaning method on a hidden part of the item to check the resistance of the material.

Colour samples are to be considered approximate for each product. Slight color differences between a lot and the other are to be considered normal.

Certifications matériaux

Céramique chaux blanc

Ceramic tops give life to an extremely resistant top, suitable for placement in highly used environments. The properties that the ceramic tops include are high water repellency, heat resistance, scratch resistance and high durability.

CLEANING AND MAINTENANCE

For daily cleaning we recommend using a microfiber cloth, moistened with hot water and possibly neutral detergents, making sure to rinse them in case of use. Do not use abrasive scourers or cleaners. To remove any dried residues deposited on the surface, proceed with the use of a wooden or plastic scraper. Some types of stains, if not promptly removed, could leave a more or less visible permanent ring. In case of contact with acidic liquids (such as pure lemon juice) or highly pigmented liquids (such as red wine, coffee, Coke) remove promptly and rinse with a damp and clean cloth. The persistence of the stain over time hinders its complete removal. It is possible to use bleach to remove the most stubborn stains: with a damp cloth rub the surface for a few seconds. Most of the stains will no longer be visible within 2-3 minutes of application, then rinse with water and dry.

These tips are cleaning recommendations and do not guarantee complete stain removal.

We recommend that you always test the cleaning method on a hidden part of the item to check the resistance of the material.

Colour samples are to be considered approximate for each product. Slight color differences between a lot and the other are to be considered normal.

Certifications matériaux

Ceramique marbre calacatta brillant

Ceramic tops give life to an extremely resistant top, suitable for placement in highly used environments. The properties that the ceramic tops include are high water repellency, heat resistance, scratch resistance and high durability.

CLEANING AND MAINTENANCE

For daily cleaning we recommend using a microfiber cloth, moistened with hot water and possibly neutral detergents, making sure to rinse them in case of use. Do not use abrasive scourers or cleaners. To remove any dried residues deposited on the surface, proceed with the use of a wooden or plastic scraper. Some types of stains, if not promptly removed, could leave a more or less visible permanent ring. In case of contact with acidic liquids (such as pure lemon juice) or highly pigmented liquids (such as red wine, coffee, Coke) remove promptly and rinse with a damp and clean cloth. The persistence of the stain over time hinders its complete removal. It is possible to use bleach to remove the most stubborn stains: with a damp cloth rub the surface for a few seconds. Most of the stains will no longer be visible within 2-3 minutes of application, then rinse with water and dry.

These tips are cleaning recommendations and do not guarantee complete stain removal.

We recommend that you always test the cleaning method on a hidden part of the item to check the resistance of the material.

Colour samples are to be considered approximate for each product. Slight color differences between a lot and the other are to be considered normal.

Certifications matériaux

C ramique brillante grec noir

Ceramic tops give life to an extremely resistant top, suitable for placement in highly used environments. The properties that the ceramic tops include are high water repellency, heat resistance, scratch resistance and high durability.

CLEANING AND MAINTENANCE

For daily cleaning we recommend using a microfiber cloth, moistened with hot water and possibly neutral detergents, making sure to rinse them in case of use. Do not use abrasive scourers or cleaners. To remove any dried residues deposited on the surface, proceed with the use of a wooden or plastic scraper. Some types of stains, if not promptly removed, could leave a more or less visible permanent ring. In case of contact with acidic liquids (such as pure lemon juice) or highly pigmented liquids (such as red wine, coffee, Coke) remove promptly and rinse with a damp and clean cloth. The persistence of the stain over time hinders its complete removal. It is possible to use bleach to remove the most stubborn stains: with a damp cloth rub the surface for a few seconds. Most of the stains will no longer be visible within 2-3 minutes of application, then rinse with water and dry.

These tips are cleaning recommendations and do not guarantee complete stain removal.

We recommend that you always test the cleaning method on a hidden part of the item to check the resistance of the material.

Colour samples are to be considered approximate for each product. Slight color differences between a lot and the other are to be considered normal.

Certifications matériaux

C ramique brillante noir desir

Ceramic tops give life to an extremely resistant top, suitable for placement in highly used environments. The properties that the ceramic tops include are high water repellency, heat resistance, scratch resistance and high durability.

CLEANING AND MAINTENANCE

For daily cleaning we recommend using a microfiber cloth, moistened with hot water and possibly neutral detergents, making sure to rinse them in case of use. Do not use abrasive scourers or cleaners. To remove any dried residues deposited on the surface, proceed with the use of a wooden or plastic scraper. Some types of stains, if not promptly removed, could leave a more or less visible permanent ring. In case of contact with acidic liquids (such as pure lemon juice) or highly pigmented liquids (such as red wine,

coffee, Coke) remove promptly and rinse with a damp and clean cloth. The persistence of the stain over time hinders its complete removal. It is possible to use bleach to remove the most stubborn stains: with a damp cloth rub the surface for a few seconds. Most of the stains will no longer be visible within 2-3 minutes of application, then rinse with water and dry.

These tips are cleaning recommendations and do not guarantee complete stain removal.

We recommend that you always test the cleaning method on a hidden part of the item to check the resistance of the material.

Colour samples are to be considered approximate for each product. Slight color differences between a lot and the other are to be considered normal.

Certifications matériaux

Crystalceramique opaque marbre calacatta

Ceramic tops give life to an extremely resistant top, suitable for placement in highly used environments. The properties that the ceramic tops include are high water repellency, heat resistance, scratch resistance and high durability.

CLEANING AND MAINTENANCE

For daily cleaning we recommend using a microfiber cloth, moistened with hot water and possibly neutral detergents, making sure to rinse them in case of use. Do not use abrasive scourers or cleaners. To remove any dried residues deposited on the surface, proceed with the use of a wooden or plastic scraper. Some types of stains, if not promptly removed, could leave a more or less visible permanent ring. In case of contact with acidic liquids (such as pure lemon juice) or highly pigmented liquids (such as red wine, coffee, Coke) remove promptly and rinse with a damp and clean cloth. The persistence of the stain over time hinders its complete removal. It is possible to use bleach to remove the most stubborn stains: with a damp cloth rub the surface for a few seconds. Most of the stains will no longer be visible within 2-3 minutes of application, then rinse with water and dry.

These tips are cleaning recommendations and do not guarantee complete stain removal.

We recommend that you always test the cleaning method on a hidden part of the item to check the resistance of the material.

Colour samples are to be considered approximate for each product. Slight color differences between a lot and the other are to be considered normal.

Certifications matériaux

Crystalceramique marbre opaque vert tinos

Ceramic tops give life to an extremely resistant top, suitable for placement in highly used environments. The properties that the ceramic tops include are high water repellency, heat resistance, scratch resistance and high durability.

CLEANING AND MAINTENANCE

For daily cleaning we recommend using a microfiber cloth, moistened with hot water and possibly neutral detergents, making sure to rinse them in case of use. Do not use abrasive scourers or cleaners. To remove any dried residues deposited on the surface, proceed with the use of a wooden or plastic scraper. Some types of stains, if not promptly removed, could leave a more or less visible permanent ring. In case of contact with acidic liquids (such as pure lemon juice) or highly pigmented liquids (such as red wine, coffee, Coke) remove promptly and rinse with a damp and clean cloth. The persistence of the stain over time hinders its complete removal. It is possible to use bleach to remove the most stubborn stains: with a damp cloth rub the surface for a few seconds. Most of the stains will no longer be visible within 2-3 minutes of application, then rinse with water and dry.

These tips are cleaning recommendations and do not guarantee complete stain removal.

We recommend that you always test the cleaning method on a hidden part of the item to check the resistance of the material.

Colour samples are to be considered approximate for each product. Slight color differences between a lot and the other are to be considered normal.

Certifications matériaux

Ceramique marbre noir desir opaque

Ceramic tops give life to an extremely resistant top, suitable for placement in highly used environments. The properties that the ceramic tops include are high water repellency, heat resistance, scratch resistance and high durability.

CLEANING AND MAINTENANCE

For daily cleaning we recommend using a microfiber cloth, moistened with hot water and possibly neutral detergents, making sure to rinse them in case of use. Do not use abrasive scourers or cleaners. To remove any dried residues deposited on the surface, proceed with the use of a wooden or plastic scraper. Some types of stains, if not promptly removed, could leave a more or less visible permanent ring. In case of contact with acidic liquids (such as pure lemon juice) or highly pigmented liquids (such as red wine, coffee, Coke) remove promptly and rinse with a damp and clean cloth. The persistence of the stain over time hinders its complete removal. It is possible to use bleach to remove the most stubborn stains: with a damp cloth rub the surface for a few seconds. Most of the stains will no longer be visible within 2-3 minutes of application, then rinse with water and dry.

These tips are cleaning recommendations and do not guarantee complete stain removal.

We recommend that you always test the cleaning method on a hidden part of the item to check the resistance of the material.

Colour samples are to be considered approximate for each product. Slight color differences between a lot and the other are to be considered normal.