



Table Briosso


Briosso table fixe en acier laqué ou chromé. Plateau en verre ou en bois.

Couleurs et matériaux

Structure




Metal blanc




Metal noir




Metal corde




Métal marron



Métal graphite




Métal industriel



Métal fango



Métal bronze



Métal jaune pastel



Métal ocre



Métal rosso



Métal vert sauge



Métal bleu ciel



Métal bleu ocean



Métal gris claire




Métal rose poudre




Chromé

Revêtement

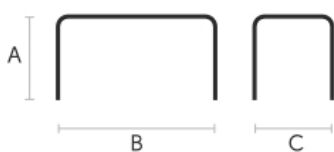


Verre transparent



Plaqué noyer flammé

Dimensions



A	B	C
(cm)	(cm)	(cm)
(inch)	(inch)	(inch)

140x80 (cm)	76	140	80
(inch)	29.9	55.1	31.5
160x90 (cm)	76	160	90
(inch)	29.9	63	35.4
180x90 (cm)	76	180	90
(inch)	29.9	70.9	35.4
140x90_LG (cm)	77	140	90
(inch)	30.3	55.1	35.4
160x90_LG (cm)	77	160	90
(inch)	30.3	63	35.4

Données volumétriques

Poids 56 Kg

Volume 0.32 mc

Colis 3

Téléchargements

[.3ds Briosio 140x80 \(zip\)](https://www.midj.com/images/uploads/resources/3ds-midj-bioso-140x80.zip) - <https://www.midj.com/images/uploads/resources/3ds-midj-bioso-140x80.zip>

[.dae Briosio 140x80 \(zip\)](https://www.midj.com/images/uploads/resources/3d-midj-bioso-140x80-dae.zip) - <https://www.midj.com/images/uploads/resources/3d-midj-bioso-140x80-dae.zip>

[.dxf Briosio 140x80 \(zip\)](https://www.midj.com/images/uploads/resources/3d-midj-bioso-140x80-dxf.zip) - <https://www.midj.com/images/uploads/resources/3d-midj-bioso-140x80-dxf.zip>

[.obj Briosio 140x80 \(zip\)](https://www.midj.com/images/uploads/resources/3d-midj-bioso-140x80-obj.zip) - <https://www.midj.com/images/uploads/resources/3d-midj-bioso-140x80-obj.zip>

[.stl Briosio 140x80 \(zip\)](https://www.midj.com/images/uploads/resources/3d-midj-bioso-140x80-stl.zip) - <https://www.midj.com/images/uploads/resources/3d-midj-bioso-140x80-stl.zip>

[.3ds Briosio 160x90 \(zip\)](https://www.midj.com/images/uploads/resources/3ds-midj-bioso-160x90.zip) - <https://www.midj.com/images/uploads/resources/3ds-midj-bioso-160x90.zip>

[.dae Briosio 160x90 \(zip\)](https://www.midj.com/images/uploads/resources/3d-midj-bioso-160x90-dae.zip) - <https://www.midj.com/images/uploads/resources/3d-midj-bioso-160x90-dae.zip>

[.dxf Briosio 160x90 \(zip\)](https://www.midj.com/images/uploads/resources/3d-midj-bioso-160x90-dxf.zip) - <https://www.midj.com/images/uploads/resources/3d-midj-bioso-160x90-dxf.zip>

[.obj Briosio 160x90 \(zip\)](https://www.midj.com/images/uploads/resources/3d-midj-bioso-160x90-obj.zip) - <https://www.midj.com/images/uploads/resources/3d-midj-bioso-160x90-obj.zip>

[.stl Briosio 160x90 \(zip\)](https://www.midj.com/images/uploads/resources/3d-midj-bioso-160x90-stl.zip) - <https://www.midj.com/images/uploads/resources/3d-midj-bioso-160x90-stl.zip>

Certifications matériaux

Verre transparent

Tempered glass tops are elegant and shiny. The interaction with the surrounding light enhances their brilliance and increases their timeless charm.

Tempered glass is glass that has been subjected to a special treatment that involves gradual heating, followed by sudden air cooling. This procedure allows the transformation into a more resistant and safer glass, as, in case of breakage, it will shatter into small harmless fragments. Tops in tempered glass may have slight scratches due to sliding on the oven rollers. In addition, any dots and rings on the surface, visible in light or backlight conditions, prove that the tempera process has been carried out.

CLEANING AND MAINTENANCE

Glass tops do not require any particular maintenance, and cleaning is simple and effective. In general, for daily cleaning, use a specific microfiber cloth moistened with hot water or detergents formulated for glass surfaces. For stubborn stains, use non-abrasive cleaning products or detergents. To remove any dried residues deposited on the surface, proceed with the use of a wooden or plastic scraper. Do not use rough or abrasive sponges. For all tops we recommend avoiding direct contact with sharp or pointed tools, as well as avoid placing very cold or very hot containers directly on the glass tops.

These tips are cleaning recommendations and do not guarantee complete stain removal.

We recommend that you always test the cleaning method on a hidden part of the item to check the resistance of the material.

Colour samples are to be considered approximate for each product. Slight color differences between a lot and the other are to be considered normal.

Certifications matériaux

Plaqué noyer flammé

Veneered woods are the result of a process of gluing extremely thin sheets of wood applied to various types of supports to produce furnishing elements, which have a similar appearance to solid wood, but with better performance in terms of resistance to woodworms, lightness and greater stability over time.

If exposed to light, and in any case with the passage of time, the color of the veneer changes. It may happen that furniture of the same color purchased after some time, show color differences. Upon request, the veneered parts can be supplied with certified origin from forests managed in a correct and responsible manner, according to the rigorous environmental standards established by the FSC circuit.

CLEANING AND MAINTENANCE

For ordinary cleaning of veneered woods, use a cloth moistened with neutral soap well diluted in water or specific products. Always dry after each application with a dry cloth or paper towel. Do not use abrasive products. In case of accidental spills of substances or liquids, immediately dab the wood with paper towel or with a dry and clean cloth. Avoid proximity to heat sources. Evenly expose the veneered woods to light, for example by periodically opening the table extensions that are stored inside the structure, or by moving any object placed on the surface, such as vases and accessories.

These tips are cleaning recommendations and do not guarantee complete stain removal.

We recommend that you always test the cleaning method on a hidden part of the item to check the resistance of the color.

Colour samples are to be considered approximate for each product. Slight color differences between a lot and the other are to be considered normal.