

MIDJ

Table Zeus LG


Table fixe Zeus avec piètement en bois laqué.

Plateau disponible en bois, verre ou céramique. Plateau en marbre disponible exclusivement pour la dimension 200x100 cm.




Couleurs et matériaux

Structure




Plaqué noyer flammé




Chêne naturel plaqué


Revêtement



Massif noyer chant écorce




Massif rouvre naturel chant droit




Verre transparent extra-blanc



Crystalceramique marbre calacatta brillant



Cristalceramique marbre greco noir brillant




Crystalceramique marbre noir desir brillant



Crystalceramique opaque marbre calacatta



Crystalceramique marbre opaque vert tinos



Cristalceramique marbre noir desir opaque




Crystalceramic marbre

4 Couleurs



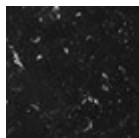
Marbre beige travertino romano

1 Couleur




Marble blanc calacatta vagli

1 Couleur



Marbre noir marquiña

1 Couleur



Marbre vert tinos

1 Couleur

Dimensions



Données volumétriques

Poids 116 Kg
Volume 0.37 mc
Colis 5

	A (cm) (inch)	B (cm) (inch)	C (cm) (inch)
200x100 (cm) (inch)	76 29.9	200 78.7	100 39.4
200x106 (cm) (inch)	76 29.9	200 78.7	106 41.7
250x100 (cm) (inch)	76 29.9	250 98.4	100 39.4
250x106 (cm) (inch)	76 29.9	250 98.4	106 41.7

Certifications matériaux

Plaque noyer flammé

Veneered woods are the result of a process of gluing extremely thin sheets of wood applied to various types of supports to produce furnishing elements, which have a similar appearance to solid wood, but with better performance in terms of resistance to woodworms, lightness and greater stability over time. If exposed to light, and in any case with the passage of time, the color of the veneer changes. It may happen that furniture of the same color purchased after some time, show color differences. Upon request, the veneered parts can be supplied with certified origin from forests managed in a correct and responsible manner, according to the rigorous environmental standards established by the FSC circuit.

CLEANING AND MAINTENANCE

For ordinary cleaning of veneered woods, use a cloth moistened with neutral soap well diluted in water or specific products. Always dry after each application with a dry cloth or paper towel. Do not use abrasive products. In case of accidental spills of substances or liquids, immediately dab the wood with paper towel or with a dry and clean cloth. Avoid proximity to heat sources. Evenly expose the veneered woods to light, for example by periodically opening the table extensions that are stored inside the structure, or by moving any object placed on the surface, such as vases and accessories.

These tips are cleaning recommendations and do not guarantee complete stain removal.

We recommend that you always test the cleaning method on a hidden part of the item to check the resistance of the color.

Colour samples are to be considered approximate for each product. Slight color differences between a lot and the other are to be considered normal.

Certifications matériaux

Chêne naturel plaqué

Veneered woods are the result of a process of gluing extremely thin sheets of wood applied to various types of supports to produce furnishing elements, which have a similar appearance to solid wood, but with better performance in terms of resistance to woodworms, lightness and greater stability over time. If exposed to light, and in any case with the passage of time, the color of the veneer changes. It may happen that furniture of the same color purchased after some time, show color differences. Upon request, the veneered parts can be supplied with certified origin from forests managed in a correct and responsible manner, according to the rigorous environmental standards established by the FSC circuit.

CLEANING AND MAINTENANCE

For ordinary cleaning of veneered woods, use a cloth moistened with neutral soap well diluted in water or specific products. Always dry after each application with a dry cloth or paper towel. Do not use abrasive products. In case of accidental spills of substances or liquids, immediately dab the wood with paper towel

or with a dry and clean cloth. Avoid proximity to heat sources. Evenly expose the veneered woods to light, for example by periodically opening the table extensions that are stored inside the structure, or by moving any object placed on the surface, such as vases and accessories.

These tips are cleaning recommendations and do not guarantee complete stain removal.

We recommend that you always test the cleaning method on a hidden part of the item to check the resistance of the color.

Colour samples are to be considered approximate for each product. Slight color differences between a lot and the other are to be considered normal.

Certifications matériaux

Verre transparent extra-blanc

Tempered glass tops are elegant and shiny. The interaction with the surrounding light enhances their brilliance and increases their timeless charm.

Tempered glass is glass that has been subjected to a special treatment that involves gradual heating, followed by sudden air cooling. This procedure allows the transformation into a more resistant and safer glass, as, in case of breakage, it will shatter into small harmless fragments. Tops in tempered glass may have slight scratches due to sliding on the oven rollers. In addition, any dots and rings on the surface, visible in light or backlight conditions, prove that the tempera process has been carried out.

CLEANING AND MAINTENANCE

Glass tops do not require any particular maintenance, and cleaning is simple and effective. In general, for daily cleaning, use a specific microfiber cloth moistened with hot water or detergents formulated for glass surfaces. For stubborn stains, use non-abrasive cleaning products or detergents. To remove any dried residues deposited on the surface, proceed with the use of a wooden or plastic scraper. Do not use rough or abrasive sponges. For all tops we recommend avoiding direct contact with sharp or pointed tools, as well as avoid placing very cold or very hot containers directly on the glass tops.

These tips are cleaning recommendations and do not guarantee complete stain removal.

We recommend that you always test the cleaning method on a hidden part of the item to check the resistance of the material.

Colour samples are to be considered approximate for each product. Slight color differences between a lot and the other are to be considered normal.

Certifications matériaux

Crystalceramique marbre calacatta brillant

Crystalceramic combines elegance and resistance. Crystalceramic tops are composed of two sheets joined together: the lower layer is made of tempered glass, the upper layer of ceramic (porcelain stoneware).

Once joined together, the sheets give life to an extremely resistant top, suitable for placement in highly used environments. The properties that the crystalceramic tops include are high water repellency, heat resistance, scratch resistance and high durability.

CLEANING AND MAINTENANCE

For daily cleaning we recommend using a microfiber cloth, moistened with hot water and possibly neutral detergents, making sure to rinse them in case of use. Do not use abrasive scourers or cleaners. To remove any dried residues deposited on the surface, proceed with the use of a wooden or plastic scraper. Some types of stains, if not promptly removed, could leave a more or less visible permanent ring. In case of contact with acidic liquids (such as pure lemon juice) or highly pigmented liquids (such as red wine, coffee, Coke) remove promptly and rinse with a damp and clean cloth. The persistence of the stain over time hinders its complete removal. It is possible to use bleach to remove the most stubborn stains: with a damp cloth rub the surface for a few seconds. Most of the stains will no longer be visible within 2-3 minutes of application, then rinse with water and dry.

These tips are cleaning recommendations and do not guarantee complete stain removal.

We recommend that you always test the cleaning method on a hidden part of the item to check the resistance of the material.

Colour samples are to be considered approximate for each product. Slight color differences between a lot and the other are to be considered normal.

Certifications matériaux

Cristalceramique marbre greco noir brillant

Crystalceramic combines elegance and resistance. Crystalceramic tops are composed of two sheets joined together: the lower layer is made of tempered glass, the upper layer of ceramic (porcelain stoneware).

Once joined together, the sheets give life to an extremely resistant top, suitable for placement in highly used environments. The properties that the crystalceramic tops include are high water repellency, heat resistance, scratch resistance and high durability.

CLEANING AND MAINTENANCE

For daily cleaning we recommend using a microfiber cloth, moistened with hot water and possibly neutral detergents, making sure to rinse them in case of use. Do not use abrasive scourers or cleaners. To remove any dried residues deposited on the surface, proceed with the use of a wooden or plastic scraper. Some types of stains, if not promptly removed, could leave a more or less visible permanent ring. In case of contact with acidic liquids (such as pure lemon juice) or highly pigmented liquids (such as red wine, coffee, Coke) remove promptly and rinse with a damp and clean cloth. The persistence of the stain over time hinders its complete removal. It is possible to use bleach to remove the most stubborn stains: with a damp cloth rub the surface for a few seconds. Most of the stains will no longer be visible within 2-3 minutes of application, then rinse with water and dry.

These tips are cleaning recommendations and do not guarantee complete stain removal.

We recommend that you always test the cleaning method on a hidden part of the item to check the resistance of the material.

Colour samples are to be considered approximate for each product. Slight color differences between a lot and the other are to be considered normal.

Certifications matériaux

Crystalceramique marbre noir desir brillant

Crystalceramic combines elegance and resistance. Crystalceramic tops are composed of two sheets joined together: the lower layer is made of tempered glass, the upper layer of ceramic (porcelain stoneware).

Once joined together, the sheets give life to an extremely resistant top, suitable for placement in highly used environments. The properties that the crystalceramic tops include are high water repellency, heat resistance, scratch resistance and high durability.

CLEANING AND MAINTENANCE

For daily cleaning we recommend using a microfiber cloth, moistened with hot water and possibly neutral detergents, making sure to rinse them in case of use. Do not use abrasive scourers or cleaners. To remove any dried residues deposited on the surface, proceed with the use of a wooden or plastic scraper. Some types of stains, if not promptly removed, could leave a more or less visible permanent ring. In case of contact with acidic liquids (such as pure lemon juice) or highly pigmented liquids (such as red wine, coffee, Coke) remove promptly and rinse with a damp and clean cloth. The persistence of the stain over time hinders its complete removal. It is possible to use bleach to remove the most stubborn stains: with a damp cloth rub the surface for a few seconds. Most of the stains will no longer be visible within 2-3 minutes of application, then rinse with water and dry.

These tips are cleaning recommendations and do not guarantee complete stain removal.

We recommend that you always test the cleaning method on a hidden part of the item to check the resistance of the material.

Colour samples are to be considered approximate for each product. Slight color differences between a lot and the other are to be considered normal.

Certifications matériaux

Crystalceramique opaque marbre calacatta

Crystalceramic combines elegance and resistance. Crystalceramic tops are composed of two sheets joined together: the lower layer is made of tempered glass, the upper layer of ceramic (porcelain

stoneware).

Once joined together, the sheets give life to an extremely resistant top, suitable for placement in highly used environments. The properties that the crystalceramic tops include are high water repellency, heat resistance, scratch resistance and high durability.

CLEANING AND MAINTENANCE

For daily cleaning we recommend using a microfiber cloth, moistened with hot water and possibly neutral detergents, making sure to rinse them in case of use. Do not use abrasive scourers or cleaners. To remove any dried residues deposited on the surface, proceed with the use of a wooden or plastic scraper. Some types of stains, if not promptly removed, could leave a more or less visible permanent ring. In case of contact with acidic liquids (such as pure lemon juice) or highly pigmented liquids (such as red wine, coffee, Coke) remove promptly and rinse with a damp and clean cloth. The persistence of the stain over time hinders its complete removal. It is possible to use bleach to remove the most stubborn stains: with a damp cloth rub the surface for a few seconds. Most of the stains will no longer be visible within 2-3 minutes of application, then rinse with water and dry.

These tips are cleaning recommendations and do not guarantee complete stain removal.

We recommend that you always test the cleaning method on a hidden part of the item to check the resistance of the material.

Colour samples are to be considered approximate for each product. Slight color differences between a lot and the other are to be considered normal.

Certifications matériaux

Crystalceramique marbre opaque vert tinos

Crystalceramic combines elegance and resistance. Crystalceramic tops are composed of two sheets joined together: the lower layer is made of tempered glass, the upper layer of ceramic (porcelain stoneware).

Once joined together, the sheets give life to an extremely resistant top, suitable for placement in highly used environments. The properties that the crystalceramic tops include are high water repellency, heat resistance, scratch resistance and high durability.

CLEANING AND MAINTENANCE

For daily cleaning we recommend using a microfiber cloth, moistened with hot water and possibly neutral detergents, making sure to rinse them in case of use. Do not use abrasive scourers or cleaners. To remove any dried residues deposited on the surface, proceed with the use of a wooden or plastic scraper. Some types of stains, if not promptly removed, could leave a more or less visible permanent ring. In case of contact with acidic liquids (such as pure lemon juice) or highly pigmented liquids (such as red wine, coffee, Coke) remove promptly and rinse with a damp and clean cloth. The persistence of the stain over time hinders its complete removal. It is possible to use bleach to remove the most stubborn stains: with a damp cloth rub the surface for a few seconds. Most of the stains will no longer be visible within 2-3 minutes of application, then rinse with water and dry.

These tips are cleaning recommendations and do not guarantee complete stain removal.

We recommend that you always test the cleaning method on a hidden part of the item to check the resistance of the material.

Colour samples are to be considered approximate for each product. Slight color differences between a lot and the other are to be considered normal.

Certifications matériaux

Cristalceramique marbre noir desir opaque

Ceramic tops give life to an extremely resistant top, suitable for placement in highly used environments. The properties that the ceramic tops include are high water repellency, heat resistance, scratch resistance and high durability.

CLEANING AND MAINTENANCE

For daily cleaning we recommend using a microfiber cloth, moistened with hot water and possibly neutral detergents, making sure to rinse them in case of use. Do not use abrasive scourers or cleaners. To remove any dried residues deposited on the surface, proceed with the use of a wooden or plastic scraper. Some types of stains, if not promptly removed, could leave a more or less visible permanent ring. In case of contact with acidic liquids (such as pure lemon juice) or highly pigmented liquids (such as red wine,

coffee, Coke) remove promptly and rinse with a damp and clean cloth. The persistence of the stain over time hinders its complete removal. It is possible to use bleach to remove the most stubborn stains: with a damp cloth rub the surface for a few seconds. Most of the stains will no longer be visible within 2-3 minutes of application, then rinse with water and dry.

These tips are cleaning recommendations and do not guarantee complete stain removal.

We recommend that you always test the cleaning method on a hidden part of the item to check the resistance of the material.

Colour samples are to be considered approximate for each product. Slight color differences between a lot and the other are to be considered normal.

Certifications matériaux

Marbre beige travertino romano

Marble is a limestone rock that has taken on a crystalline structure, capable of acquiring a good smoothing and polishing, following a skillful processing.

The natural components of the rock (quartz, graphite, iron hydroxide, etc.) can give different colors and appearance, which determine the different type of marble. We have selected marbles of the most prestigious

Italian, Greek and Spanish origin. Each marble top is unique and unrepeatable: the block from which the slabs are obtained shows colors influenced by mineral substances present in nature. For this reason, it is impossible to obtain identical slabs. As a natural material, worked with procedures that maintain its quality, it is possible to observe distinctive

traits such as veins, slight surface irregularities, small holes and pigmented colors of various types, that make the material unique and inimitable and do not compromise its quality or structural seal.

CLEANING AND MAINTENANCE

For regular cleaning, use a soft microfiber cloth dampened with water or with a solution of water and neutral soap. In case of stains, it is possible to apply specific products for marble cleaning, taking care to always dry the surface with a clean cloth or a sheet of absorbent paper. Some types of stains, if not promptly removed, could leave a more or less visible ring. To preserve the beauty of the material, we recommend not pouring acidic substances, such as carbonated or alcoholic drinks, lemon juice, wine, coffee, tea or vinegar, on the marble tops. In case of contact, act promptly by removing them completely, and then rinsing the surface with a soft cloth moistened with water in order not to let liquids penetrate the pores. The persistence of the stain over time hinders its complete removal. Do not use abrasive sponges or cleaners, ammonia, bleach or acids.

These tips are cleaning recommendations and do not guarantee complete stain removal.

We recommend that you always test the cleaning method on a hidden part of the item to check the resistance of the material.

Colour samples are to be considered approximate for each product. Slight color differences between a lot and the other are to be considered normal.

Certifications matériaux

Marble blanc calacatta vagli

Marble is a limestone rock that has taken on a crystalline structure, capable of acquiring a good smoothing and polishing, following a skillful processing.

The natural components of the rock (quartz, graphite, iron hydroxide, etc.) can give different colors and appearance, which determine the different type of marble. We have selected marbles of the most prestigious

Italian, Greek and Spanish origin. Each marble top is unique and unrepeatable: the block from which the slabs are obtained shows colors influenced by mineral substances present in nature. For this reason, it is impossible to obtain identical slabs. As a natural material, worked with procedures that maintain its quality, it is possible to observe distinctive

traits such as veins, slight surface irregularities, small holes and pigmented colors of various types, that make the material unique and inimitable and do not compromise its quality or structural seal.

CLEANING AND MAINTENANCE

For regular cleaning, use a soft microfiber cloth dampened with water or with a solution of water and neutral soap. In case of stains, it is possible to apply specific products for marble cleaning, taking care to always dry the surface with a clean cloth or a sheet of absorbent paper. Some types of stains, if not promptly removed, could leave a more or less visible ring. To

preserve the beauty of the material, we recommend not pouring acidic substances, such as carbonated or alcoholic drinks, lemon juice, wine, coffee, tea or vinegar, on the marble tops. In case of contact, act promptly by removing them completely, and then rinsing the surface with a soft cloth moistened with water in order not to let liquids penetrate the pores. The persistence of the stain over time hinders its complete removal. Do not use abrasive sponges or cleaners, ammonia, bleach or acids. These tips are cleaning recommendations and do not guarantee complete stain removal. We recommend that you always test the cleaning method on a hidden part of the item to check the resistance of the material.

Colour samples are to be considered approximate for each product. Slight color differences between a lot and the other are to be considered normal.

Certifications matériaux

Marbre noir marquiña

Marble is a limestone rock that has taken on a crystalline structure, capable of acquiring a good smoothing and polishing, following a skillful processing.

The natural components of the rock (quartz, graphite, iron hydroxide, etc.) can give different colors and appearance, which determine the different type of marble. We have selected marbles of the most prestigious

Italian, Greek and Spanish origin. Each marble top is unique and unrepeatable: the block from which the slabs are obtained shows colors influenced by mineral substances present in nature. For this reason, it is impossible to obtain identical slabs. As a natural material, worked with procedures that maintain its quality, it is possible to observe distinctive

traits such as veins, slight surface irregularities, small holes and pigmented colors of various types, that make the material unique and inimitable and do not compromise its quality or structural seal.

CLEANING AND MAINTENANCE

For regular cleaning, use a soft microfiber cloth dampened with water or with a solution of water and neutral soap. In case of stains, it is possible to apply specific products for marble cleaning, taking care to always dry the surface with a clean cloth or a sheet of absorbent paper. Some types of stains, if not promptly removed, could leave a more or less visible ring. To

preserve the beauty of the material, we recommend not pouring acidic substances, such as carbonated or alcoholic drinks, lemon juice, wine, coffee, tea or vinegar, on the marble tops. In case of contact, act promptly by removing them completely, and then rinsing the surface with a soft cloth moistened with water in order not to let liquids penetrate the pores. The persistence of the stain over time hinders its complete removal. Do not use abrasive sponges or cleaners, ammonia, bleach or acids. These tips are cleaning recommendations and do not guarantee complete stain removal.

We recommend that you always test the cleaning method on a hidden part of the item to check the resistance of the material.

Colour samples are to be considered approximate for each product. Slight color differences between a lot and the other are to be considered normal.

Certifications matériaux

Marbre vert tinos

Marble is a limestone rock that has taken on a crystalline structure, capable of acquiring a good smoothing and polishing, following a skillful processing.

The natural components of the rock (quartz, graphite, iron hydroxide, etc.) can give different colors and appearance, which determine the different type of marble. We have selected marbles of the most prestigious

Italian, Greek and Spanish origin. Each marble top is unique and unrepeatable: the block from which the slabs are obtained shows colors influenced by mineral substances present in nature. For this reason, it is impossible to obtain identical slabs. As a natural material, worked with procedures that maintain its quality, it is possible to observe distinctive

traits such as veins, slight surface irregularities, small holes and pigmented colors of various types, that make the material unique and inimitable and do not compromise its quality or structural seal.

CLEANING AND MAINTENANCE

For regular cleaning, use a soft microfiber cloth dampened with water or with a solution of water and neutral soap. In case of stains, it is possible to apply specific products for marble cleaning, taking care to always dry the surface with a clean cloth or a sheet of absorbent paper. Some types of stains, if not promptly removed, could leave a more or less visible ring. To

preserve the beauty of the material, we recommend not pouring acidic substances, such as carbonated or alcoholic drinks, lemon juice, wine, coffee, tea or vinegar, on the marble tops. In case of contact, act promptly by removing them completely, and then rinsing the surface with a soft cloth moistened with water in order not to let liquids penetrate the pores. The persistence of the stain over time hinders its complete removal. Do not use abrasive sponges or cleaners, ammonia, bleach or acids. These tips are cleaning recommendations and do not guarantee complete stain removal. We recommend that you always test the cleaning method on a hidden part of the item to check the resistance of the material.

Colour samples are to be considered approximate for each product. Slight color differences between a lot and the other are to be considered normal.