

MIDJ



Fauteuil d'attente **Guapa** **DNB CU**

design Beatriz Sempere, 2014

Guapa rocking chair avec dossier bas et structure disponible en acier laqué ou chromé. Coque en cuir caractérisé par l'effet maillage.

Couleurs et matériaux

Structure



Métal orange papaya



Métal bleu ciel




Metal blanc




Métal bleu ocean




Métal bronze



Métal gris cendre



Metal corde




Métal fango



Métal jaune doré



Métal jaune pastel



Métal graphite



Métal gris claire



Métal marron




Metal noir




Métal ocre




Métal rose poudre



Métal rosso



Métal rouge bulgare




Métal rouge cerise



Métal vert pin



Métal vert sauge




Metal vert foncé



Chromé

Revêtement



Cuir toscan

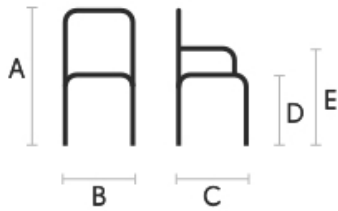
6 Couleurs



Cuir TK

13 Couleurs

Dimensions



A	B	C	D	E
(cm)	(cm)	(cm)	(cm)	(cm)
(inch)	(inch)	(inch)	(inch)	(inch)
81	67	75	46	62
31.9	26.4	29.5	18.1	24.4

Données volumétriques

Poids 13.5 Kg

Volume 0.49 mc

Colis 1

Certifications matériaux

Metal vert foncé

The technologies used in the previous phase of powder coating play a fundamental role in the final result of the processing. They are in fact essential to increase adherence paint on the metal surface and then guarantee its duration over time. The metal frames, following a total cleaning of the surface, pass through chemical conversion processes, creating a compact base that allows for better adhesion of the subsequent treatment. In the last phase the object subjected to the powder coating process is placed in a polymerization oven, going to form an adherent and extremely tight layer durable. This particular paint job is ideal for outdoor use.

To clean the surface, use a damp microfiber cloth with neutral soap or specific metal cleaning products. Avoid hitting or rubbing the surface with sharp objects. Do not use scourers or other abrasive materials, since they would inevitably scratch the surface. Do not leave rusty iron objects on the surface for too long.

These surface treatments are not suitable for outdoor use, but they guarantee excellent resistance to frequent use, dirt and dust.

Certifications matériaux

Cuir toscan

TYPE: NABUK TUSCAN HIDE

Nabuk Tuscan hide is obtained by working on the external part of the animal's skin, the fiore part. The surface is polished by using specific machinery, with the aim of obtaining a soft and velvety surface. Nabuk is a very fine hide, as only the best leathers are suitable for this type of processing, but at the same time it must

be carefully maintained. Small imperfections on the surface guarantee its originality and naturalness, and are not to be considered manufacturing defects. This material is not water repellent and fears humidity. To maintain the beauty of the original color, avoid putting the Nabuk Tuscan hide into contact with water or any other liquid. Absorption of liquid can lead to an alteration of the finish.

TYPE: FIORE TUSCAN HIDE

Fiore Tuscan hide is a high-quality natural material, and softness is its main feature. Hide is not afraid to show the signs of time, that contribute to make it a unique product. Possible imperfections such as scratches, scars or stains on its surface are a natural feature that guarantee its originality and quality. This material is not water repellent and fears humidity. To maintain the beauty of the original color, avoid putting the Fiore Tuscan hide into contact with water or any other liquid. Absorption of liquid can lead to an alteration of the finish.

CLEANING AND MAINTENANCE

Hide is a fine and durable material, but still needs special attention. Do not directly expose it to light or

heat sources, in order to preserve its characteristics. Avoid damaging the surface with sharp objects. To clean it, use a soft brush such as those commonly used for clothing. Alternatively, it can also be used a soft and dry cloth. Do not use specific liquid products or conditioners to clean the hide.

Certifications matériaux

Cuir TK

FIRE RESISTANCE:
CLASSE 1IM
BS 5852 1-2

TK hide is used exclusively for the Guapa and P47 collections. Due to the particular processing of the hide net, the material requires a greater thickness. Color and properties are the same as traditional hide.

CLEANING AND MAINTENANCE

Dust the surface regularly, with a dry and soft cloth. In case of stains, use only a non-abrasive damp cloth, and gently rub the area by moving the cloth in a circular direction starting from the edges of the stain towards the center. We recommend to act promptly: a delay could compromise the cleaning result. Do not use products that contain solvents or alcohol since they can damage the surface. Dry immediately after treatment. For a good conservation of the product, avoid direct sunlight, that can alter its characteristics and color, as well as exposure to heat sources.

We recommend that you always test the cleaning method on a hidden part of the item to check the resistance of the color.

These tips are cleaning recommendations and do not guarantee complete stain removal.

Colour samples are to be considered approximate for each product. Slight color differences between a lot and the other are to be considered normal.