

MIDJ



Tabouret **Master H75 M** **CU**

design Paolo Vernier, 2017

Tabouret fixe avec structure en acier à quatre pieds. Assise et dossier revêtus en cuir, peau, similicuir, tissu ou tissu fourni. Disponible en deux hauteurs: 65 cm (25,6 in) ou 75 cm (29,5 in).

Couleurs et matériaux

Structure



Metal blanc



Metal noir



Metal corde



Métal marron




Métal graphite



Métal fango



Métal bronze



Métal jaune pastel



Métal ocre



Métal rosso



Métal vert sauge




Métal bleu ciel




Métal bleu ocean



Métal rose poudre



Métal gris claire



Or rosé



Noir nickel




Bonze doré

Revêtement



Cuir

18 Couleurs



Cuir toscan

6 Couleurs

Dimensions



Données volumétriques

Poids 9.5 Kg
Volume 0.25 mc
Colis 1

	cm	inch
A	103	40.6
B	42	16.5
C	48	18.9
D	76	29.9

Téléchargements

3D Master H75 (zip) - <https://www.midj.com/images/uploads/resources/master-h75-3d.zip>

Certifications matériaux

Cuir

FIRE RESISTANCE:
 CLASSE 1IM
 BS 5852 1-2

Hide is hygienic and practical, wear resistant and breathable. It is obtained from skin of cattle raised for food purposes, and subsequently treated with chromium salts. Any imperfections on the hide surface are a natural feature that guarantee its originality.

CLEANING AND MAINTENANCE

Dust the surface regularly, with a dry and soft cloth. In case of stains, use only a non-abrasive damp cloth, and gently rub the area by moving the cloth in a circular direction starting from the edges of the stain towards the center. We recommend to act promptly: a delay could compromise the cleaning result. Do not use products that contain solvents or alcohol since they can damage the surface. Dry immediately after treatment. For a good conservation of the product, avoid direct sunlight, that can alter its characteristics and color, as well as exposure to heat sources.

We recommend that you always test the cleaning method on a hidden part of the item to check the resistance of the color. These tips are cleaning recommendations and do not guarantee complete stain removal.

Colour samples are to be considered approximate for each product. Slight color differences between a lot and the other are to be considered normal.

Certifications matériaux

Cuir toscan

TYPE: NABUK TUSCAN HIDE

Nabuk Tuscan hide is obtained by working on the external part of the animal's skin, the fiore part. The surface is polished by using specific machinery, with the aim of obtaining a soft and velvety surface.

Nabuk is a very fine hide, as only the best leathers are suitable for this type of processing, but at the same time it must

be carefully maintained. Small imperfections on the surface guarantee its originality and naturalness, and are not to be considered manufacturing defects. This material is not water repellent and fears humidity.

To maintain the beauty of the original color, avoid putting the Nabuk Tuscan hide into contact with water or any other liquid. Absorption of liquid can lead to an alteration of the finish.

TYPE: FIORE TUSCAN HIDE

Fiore Tuscan hide is a high-quality natural material, and softness is its main feature. Hide is not afraid to show the signs of time, that contribute to make it a unique product. Possible imperfections such as scratches, scars or stains on its surface are a natural feature that guarantee its originality and quality.

This material is not water repellent and fears humidity. To maintain the beauty of the original color, avoid

putting the Fiore Tuscan hide into contact with water or any other liquid. Absorption of liquid can lead to an alteration of the finish.

CLEANING AND MAINTENANCE

Hide is a fine and durable material, but still needs special attention. Do not directly expose it to light or heat sources, in order to preserve its characteristics. Avoid damaging the surface with sharp objects. To clean it, use a soft brush such as those commonly used for clothing. Alternatively, it can also be used a soft and dry cloth. Do not use specific liquid products or conditioners to clean the hide.