

MIDJ




Chaise **Slim S M**

design Paolo Vernier, 2017

Chaise empilable avec piètement luge en acier ou effet industriel. Les versions en acier laqué peut être utilisée à l'extérieur.

Couleurs et matériaux


Structure



Métal industriel




Metal blanc




Metal noir




Metal corde



Métal marron




Métal graphite



Métal fango



Métal bronze



Métal jaune pastel



Métal ocre



Métal rosso




Métal vert sauge



Métal bleu ciel



Métal bleu ocean




Métal gris claire




Métal rose poudre

Revêtement




Métal industriel




Metal blanc



Metal noir



Metal corde



Métal marron



Métal graphite



Métal fango



Métal bronze



Métal jaune pastel




Métal ocre



Métal rosso



Métal vert sauge



Métal bleu ciel



Métal bleu ocean

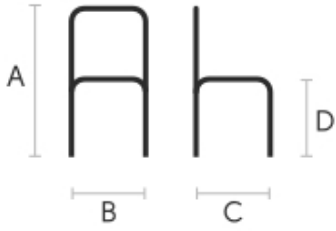


Métal gris claire



Métal rose poudre

Dimensions



	cm	inch
A	76	29.9
B	51	20.1
C	51	20.1
D	46	18.1

Données volumétriques

Poids 7 Kg
 Volume 0.29 mc
 Colis 1

Certifications



Catas
 EN 1728