

# MIDJ




## Chaise **Strike S L**

design AtelierNanni, 2017

Chaise Strike avec structure en bois teinte en different finitions. Dossier en acier laqué.

### Couleurs et matériaux

#### Structure



**Frêne Laqué**

11 Couleurs


#### Revêtement




**Metal blanc**




**Metal noir**




**Metal corde**



**Métal marron**



**Métal graphite**



**Métal fango**



**Métal bronze**



**Métal jaune pastel**



**Métal ocre**



**Métal rosso**




**Métal vert sauge**



**Métal bleu ciel**




**Métal bleu ocean**




**Métal gris claire**



**Métal rose poudre**



**Métal orange papaya**



**Acier blanc perle**




**Acier bleu turquoise**




Acier bleu saphir




Métal jaune doré



Métal gris cendre




Métal rouge bulgare



Métal rouge cerise

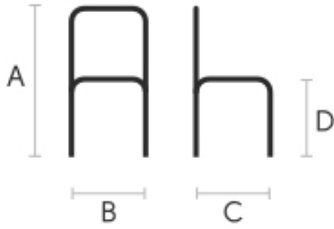


Métal vert pin



Metal vert foncé

## Dimensions



A (cm)	B (cm)	C (cm)	D (cm)
(inch)	(inch)	(inch)	(inch)
76	48	50	46
29.9	18.9	19.7	18.1

## Données volumétriques

**Poids** 6 Kg  
**Volume** 0.25 mc  
**Colis** 1

## Certifications matériaux

### Frêne Laqué

Ash wood is durable material, with good resistance and flexibility. Thanks to its porosity, it is ideal to be lacquered. Its original color is quite light: it can range from light blond, to pink and pale brown, with possible shades of green. In our set of samples, it is available in the natural finish and in numerous color variations: from the classic wood effects to the most pop colors of the moment. The ash used for our materials is European.

#### CLEANING AND MAINTENANCE

Ash is an easy-to-clean wood: to remove dust or light stains, rub the surface with a soft cloth, if necessary moistened in a solution of hot water or white vinegar, to help eliminate stains without altering the beauty and shine of the wood. Always dry the surface. In addition, you can choose to use specific products for wooden furniture.

These tips are cleaning recommendations and do not guarantee complete stain removal. We recommend that you always test the cleaning method on a hidden part of the item to check the resistance of the color.

Colour samples are to be considered approximate for each product. Slight color differences between a lot and the other are to be considered normal.

## Certifications matériaux

### Acier blanc perle

The technologies used in the previous phase of powder coating play a fundamental role in the final result of the processing. They are in fact essential to increase adherence paint on the metal surface and then guarantee its duration over time. The metal frames, following a total cleaning of the surface, pass through chemical conversion processes, creating a compact base that allows for better adhesion of the subsequent treatment. In the last phase the object subjected to the powder coating process is placed in a polymerization oven, going to form an adherent and extremely tight layer durable. This particular paint job is ideal for outdoor use.

To clean the surface, use a damp microfiber cloth with neutral soap or specific metal cleaning products. Avoid hitting or rubbing the surface with sharp objects. Do not use scourers or other abrasive materials,

since they would inevitably scratch the surface. Do not leave rusty iron objects on the surface for too long.

These surface treatments are not suitable for outdoor use, but they guarantee excellent resistance to frequent use, dirt and dust.

---

## Certifications matériaux

### Acier bleu turquoise

The technologies used in the previous phase of powder coating play a fundamental role in the final result of the processing. They are in fact essential to increase adherence paint on the metal surface and then guarantee its duration over time. The metal frames, following a total cleaning of the surface, pass through chemical conversion processes, creating a compact base that allows for better adhesion of the subsequent treatment. In the last phase the object subjected to the powder coating process is placed in a polymerization oven, going to form an adherent and extremely tight layer durable. This particular paint job is ideal for outdoor use.

To clean the surface, use a damp microfiber cloth with neutral soap or specific metal cleaning products. Avoid hitting or rubbing the surface with sharp objects. Do not use scourers or other abrasive materials, since they would inevitably scratch the surface. Do not leave rusty iron objects on the surface for too long.

These surface treatments are not suitable for outdoor use, but they guarantee excellent resistance to frequent use, dirt and dust.

---

## Certifications matériaux

### Acier bleu saphir

The technologies used in the previous phase of powder coating play a fundamental role in the final result of the processing. They are in fact essential to increase adherence paint on the metal surface and then guarantee its duration over time. The metal frames, following a total cleaning of the surface, pass through chemical conversion processes, creating a compact base that allows for better adhesion of the subsequent treatment. In the last phase the object subjected to the powder coating process is placed in a polymerization oven, going to form an adherent and extremely tight layer durable. This particular paint job is ideal for outdoor use.

To clean the surface, use a damp microfiber cloth with neutral soap or specific metal cleaning products. Avoid hitting or rubbing the surface with sharp objects. Do not use scourers or other abrasive materials, since they would inevitably scratch the surface. Do not leave rusty iron objects on the surface for too long.

These surface treatments are not suitable for outdoor use, but they guarantee excellent resistance to frequent use, dirt and dust.

---

## Certifications matériaux

### Metal vert foncé

The technologies used in the previous phase of powder coating play a fundamental role in the final result of the processing. They are in fact essential to increase adherence paint on the metal surface and then guarantee its duration over time. The metal frames, following a total cleaning of the surface, pass through chemical conversion processes, creating a compact base that allows for better adhesion of the subsequent treatment. In the last phase the object subjected to the powder coating process is placed in a polymerization oven, going to form an adherent and extremely tight layer durable. This particular paint job is ideal for outdoor use.

To clean the surface, use a damp microfiber cloth with neutral soap or specific metal cleaning products. Avoid hitting or rubbing the surface with sharp objects. Do not use scourers or other abrasive materials, since they would inevitably scratch the surface. Do not leave rusty iron objects on the surface for too long.

These surface treatments are not suitable for outdoor use, but they guarantee excellent resistance to frequent use, dirt and dust.