

MIDJ

Paw CTS Coffee Table

design Studio Pastina, 2020

Paw coffee table with four-leg base in lacquered metal. Top available in ceramic or metal.

The Paw coffee table is available in three different sizes.



Colors and Materials

Structure




Light blue metal



White steel



Ocean blue steel



Sand steel




Bronze metal



Fango steel




Pastel yellow steel



Grafite metal



Light grey steel



Brown steel




Black steel



Ocher steel




Facepowder pink metal



Red steel




Sage green metal




Papaya orange steel




Golden yellow metal




Ash grey metal




Bulgaro red metal



Cherry red metal




Pine green steel



Dark green metal

Top



Light blue metal



White steel



Ocean blue steel



Bronze metal




Sand steel



Fango steel




Pastel yellow steel



Grafite metal



Light grey steel



Brown steel



Black steel



Ocher steel



Facepowder pink metal



Red steel



Sage green metal




Papaya orange steel




Golden yellow metal



Ash grey metal



Bulgaro red metal




Cherry red metal



Pine green steel



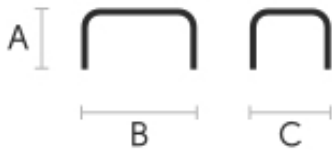
Dark green metal



Crystalceramic

12 Colors

Dimensions



	A (cm) (inch)	B (cm) (inch)	C (cm) (inch)
Paw CTS (cm) (inch)	30 11.8	90 35.4	50 19.7
Paw CTM (cm) (inch)	40 15.7	50 19.7	50 19.7
Paw CTL (cm) (inch)	50 19.7	90 35.4	50 19.7

Volumetric Details

Weight 13 Kg
Volume 0.14 mc
Package 1

Materials Certifications

Dark green metal

The technologies used in the previous phase of powder coating play a fundamental role in the final result of the processing. They are in fact essential to increase adherence paint on the metal surface and then guarantee its duration over time. The metal frames, following a total cleaning of the surface, pass through chemical conversion processes, creating a compact base that allows for better adhesion of the subsequent treatment. In the last phase the object subjected to the powder coating process is placed in a polymerization oven, going to form an adherent and extremely tight layer durable. This particular paint job is ideal for outdoor use.

To clean the surface, use a damp microfiber cloth with neutral soap or specific metal cleaning products.

Avoid hitting or rubbing the surface with sharp objects. Do not use scourers or other abrasive materials, since they would inevitably scratch the surface. Do not leave rusty iron objects on the surface for too long.

These surface treatments are not suitable for outdoor use, but they guarantee excellent resistance to frequent use, dirt and dust.

Materials Certifications

Dark green metal

The technologies used in the previous phase of powder coating play a fundamental role in the final result of the processing. They are in fact essential to increase adherence paint on the metal surface and then guarantee its duration over time. The metal frames, following a total cleaning of the surface, pass through chemical conversion processes, creating a compact base that allows for better adhesion of the subsequent treatment. In the last phase the object subjected to the powder coating process is placed in a polymerization oven, going to form an adherent and extremely tight layer durable. This particular paint job is ideal for outdoor use.

To clean the surface, use a damp microfiber cloth with neutral soap or specific metal cleaning products. Avoid hitting or rubbing the surface with sharp objects. Do not use scourers or other abrasive materials, since they would inevitably scratch the surface. Do not leave rusty iron objects on the surface for too long.

These surface treatments are not suitable for outdoor use, but they guarantee excellent resistance to frequent use, dirt and dust.