

MIDJ

Lea H55 Sideboard

design Paolo Vernier, 2019

Lea sideboard, storage unit for living area with swing doors in wood or covered in fabric, faux leather or leather. Top in ceramic.

Lea sideboard is available in two versions: with a height 55 cm or 73 cm. The 55 cm version features an open shelf in glass.

Supported by the conical feet that maintain the line of the collection, the Lea sideboard is characterized by the extreme lightness of the shapes and the soft design. The coatings of the doors embrace the choice of elegant fabrics or traditional materials making it versatile and original to furnish contemporary environments with continuity.



Colors and Materials


Base




White steel



Sand steel



Grafite metal



Brown steel



Black steel


Top




Laquered MDF
5 Colors




Glossy white
calacatta ceramic




Glossy greek
marble ceramic



Noir desir glossy
marble ceramic




Flame Fabric
7 Colors



Network fabric
9 Colors




Ouche Fabric
7 Colors




Plain Fabric
7 Colors


Doors




Cotton Club fabric
14 Colors




Fenix Wool fabric
16 Colors




Main Line Flax fabric
16 Colors



Mirage fabric
15 Colors



Second fabric
11 Colors



Visual fabric
13 Colors




Velvet Superb

15 Colors




Secret faux leather

23 Colors




Vintage faux leather

12 Colors




Fiore leather

21 Colors



Vintage leather

8 Colors




Tessuto Oceanic

13 Colors



Manhattan fabric

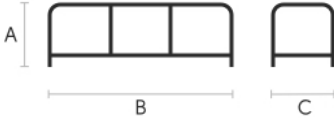
13 Colors



Yoredale fabric

14 Colors

Dimensions



	A (cm)	B (cm)	C (cm)
	(inch)	(inch)	(inch)
Lea H55	55	180	40
(cm)	21.7	70.9	15.7
(inch)			
Lea H73	73	210	48
(cm)	28.7	82.7	18.9
(inch)			

Volumetric Details

Weight 66 Kg

Volume 0.98 mc

Package 2

Materials Certifications

Glossy white calacatta ceramic

Ceramic tops give life to an extremely resistant top, suitable for placement in highly used environments. The properties that the ceramic tops include are high water repellency, heat resistance, scratch resistance and high durability.

CLEANING AND MAINTENANCE

For daily cleaning we recommend using a microfiber cloth, moistened with hot water and possibly neutral detergents, making sure to rinse them in case of use. Do not use abrasive scourers or cleaners. To remove any dried residues deposited on the surface, proceed with the use of a wooden or plastic scraper. Some types of stains, if not promptly removed, could leave a more or less visible permanent ring. In case of contact with acidic liquids (such as pure lemon juice) or highly pigmented liquids (such as red wine, coffee, Coke) remove promptly and rinse with a damp and clean cloth. The persistence of the stain over time hinders its complete removal. It is possible to use bleach to remove the most stubborn stains: with a damp cloth rub the surface for a few seconds. Most of the stains will no longer be visible within 2-3 minutes of application, then rinse with water and dry.

These tips are cleaning recommendations and do not guarantee complete stain removal.

We recommend that you always test the cleaning method on a hidden part of the item to check the resistance of the material.

Colour samples are to be considered approximate for each product. Slight color differences between a lot and the other are to be considered normal.

Materials Certifications

Noir desir glossy marble ceramic

Ceramic tops give life to an extremely resistant top, suitable for placement in highly used environments. The properties that the ceramic tops include are high water repellency, heat resistance, scratch resistance and high durability.

CLEANING AND MAINTENANCE

For daily cleaning we recommend using a microfiber cloth, moistened with hot water and possibly neutral detergents, making sure to rinse them in case of use. Do not use abrasive scourers or cleaners. To remove any dried residues deposited on the surface, proceed with the use of a wooden or plastic scraper. Some types of stains, if not promptly removed, could leave a more or less visible permanent ring. In case of contact with acidic liquids (such as pure lemon juice) or highly pigmented liquids (such as red wine, coffee, Coke) remove promptly and rinse with a damp and clean cloth. The persistence of the stain over time hinders its complete removal. It is possible to use bleach to remove the most stubborn stains: with a damp cloth rub the surface for a few seconds. Most of the stains will no longer be visible within 2-3 minutes of application, then rinse with water and dry. These tips are cleaning recommendations and do not guarantee complete stain removal. We recommend that you always test the cleaning method on a hidden part of the item to check the resistance of the material.

Colour samples are to be considered approximate for each product. Slight color differences between a lot and the other are to be considered normal.

Materials Certifications

Flame Fabric

Flame fabric belongs to the eco-friendly outdoor fabrics category. Its yarn is made in recycled polypropylene, coming from production waste of face masks and diapers (cut outs, second choice materials ...) and polyester from waste or remains of polyester yarns.

CLEANING AND MAINTENANCE

Regular cleaning is important to extend the life of the coating, and keep its appearance unchanged. Dust and dirt can wear out the coating and damage the fire protection.

REGULAR CLEANING: vacuum frequently at a power equal to half the device in use, choosing a smooth spout, without brushing.

STAIN REMOVAL: in case of slight stains, promptly clean the surface. Remove excess liquids or hard parts of dirt with a clean cloth, then proceed on the residue of the stain with a damp cloth or a neutral soap solution. Remove the stain starting from the edge of the stain moving towards the center of it, then rinse with water. Let dry, avoiding direct exposure to sunlight.

These tips are cleaning recommendations and do not guarantee complete stain removal. In case of large stains, we recommend contacting an operator specialized in upholstered products cleaning.

We recommend to not expose light colored coating for a prolonged time to garments treated with colors with poor dyeing fastness, as the color pigments could penetrate the surface of the fabric, without being able to be removed.

We recommend to always test the cleaning method on a hidden part of the item to check the color resistance.

Avoid the stagnation of liquids on the surfaces upholstered in fabric. Remove liquid deposits as soon as possible and dry in a well-ventilated area.

Materials Certifications

Network fabric

Network fabric catches one's attention thanks to its unique texture that contrasts to the yarn color. A colorful and trendy, capable of drawing attention in every space.

CLEANING AND MAINTENANCE

In case of stains, promptly clean the surface. The fabric is water repellent. For light stains use water and neutral soap.

In case of ketchup or coffee stains, remove the excess material with paper towel and then rub with a cloth moistened with a solution of water and neutral soap.

In case of pen stains, dab the stain vigorously with a cloth moistened with water and alcohol. Then, rub with a damp cloth to remove any leftovers.

In case of oil and mayonnaise stains, remove the excess material with paper towel and then spray with degreaser. Wait a minute and then rub the area with a dry cloth. Finally, with a cloth moistened with a solution of water and neutral soap, remove the excess of the degreaser.

Do not use bleach or chlorine-based products.

These tips are cleaning recommendations and do not guarantee complete stain removal. In case of large stains, we recommend contacting an operator specialized in upholstered products cleaning. We recommend to not expose light colored coating for a prolonged time to garments treated with colors with poor dyeing fastness, as the color pigments could penetrate the surface of the fabric, without being able to be removed. We recommend to always test the cleaning method on a hidden part of the item to check the color resistance.

Materials Certifications

Ouche Fabric

Ouche fabric belongs to the eco-friendly outdoor fabrics category. Ouche pairs the relaxed elegance and soft hand of a cotton with the durability of high-performance yarns. The Ouche fabric stands out by its rich mélange shading. The fabric effortlessly resists stains, fading, mold, mildew and pilling.

CLEANING AND MAINTENANCE

Regular cleaning is important to extend the life of the coating and keep its appearance unchanged.

REGULAR CLEANING: vacuum frequently at a power equal to half the device in use, choosing a smooth spout, without brushing.

STAIN REMOVAL: in case of slight stains, promptly clean the surface. Remove excess liquids or hard parts of dirt with a clean cloth, then proceed on the stain residue with a damp cloth or a neutral soap solution.

Remove the stain starting from its edge, moving towards the center of it, then rinse with water. Let dry, avoiding direct exposure to sunlight. On greasy stains, clean with a clean cloth soaked in acetone and rub gently on the stain, working from the outside inwards. Once the stain has been removed, wipe with a cloth soaked in water and neutral soap to remove the solvent residues, then rinse and allow to dry completely. For localized and more persistent stains, promptly dissolve the stain with colorless ethyl alcohol diluted in 20% water, gently rub, and then treat with a neutral soap solution, then rinse well.

Do not use bleach. These tips are cleaning recommendations and do not guarantee complete stain removal. In case of large stains, we recommend contacting an operator specialized in upholstered products cleaning.

We recommend to not expose light colored coating for a prolonged time to garments treated with colors with poor dyeing fastness, as the color pigments could penetrate the surface of the fabric, without being able to be removed.

We recommend to always test the cleaning method on a hidden part of the item to check the color resistance.

Avoid the stagnation of liquids on the surfaces upholstered in fabric. Remove liquid deposits as soon as possible and dry in a well-ventilated area.

Materials Certifications

Plain Fabric

FIRE RESISTANCE:

BS 5852:1979 source 0

EN 1021-1

CA TB-117 & NFPA 260

COMPOSITION:

100% Recycled polypropylene

Plain fabric belongs to the eco-friendly outdoor fabrics category. Its yarn is made in recycled polypropylene coming from production waste of face masks and diapers (cut outs, second choice materials ...).

CLEANING AND MAINTENANCE

Regular cleaning is important to extend the life of the coating, and keep its appearance unchanged. Dust and dirt can wear out the coating and damage the fire protection.

REGULAR CLEANING: vacuum frequently at a power equal to half the device in use, choosing a smooth spout, without brushing.

STAIN REMOVAL: in case of slight stains, promptly clean the surface. Remove excess liquids or hard parts of dirt with a clean cloth, then proceed on the residue of the stain with a damp cloth or a neutral

soap solution. Remove the stain starting from the edge of the stain moving towards the center of it, then rinse with water. Let dry, avoiding direct exposure to sunlight.

These tips are cleaning recommendations and do not guarantee complete stain removal. In case of large stains, we recommend contacting an operator specialized in upholstered products cleaning.

We recommend to not expose light colored coating for a prolonged time to garments treated with colors with poor dyeing fastness, as the color pigments could penetrate the surface of the fabric, without being able to be removed.

We recommend to always test the cleaning method on a hidden part of the item to check the color resistance.

Avoid the stagnation of liquids on the surfaces upholstered in fabric. Remove liquid deposits as soon as possible and dry in a well-ventilated area.