

MIDJ



Calla S M_X PP Chair

design Fabrizio Batoni, 2019

Calla chair on fixed trestle with four ways base in lacquered metal and polypropolene seat.

The chair is suitable for outdoor use.

Optional: fixed cushion for the seat upholstered in leather, faux leather or fabric.


The chair is also available in the version with armrests and upholstered, with or without armrests.

Colors and Materials


Structure




White steel



Sand steel




Pastel yellow steel



Grafite metal



Black steel



Light blue metal



Ocean blue steel



Bronze metal



Fango steel




Light grey steel



Ocher steel




Facepowder pink metal



Red steel



Sage green metal



Brown steel




Chrome




Pink Gold




Black Nickel



Golden bronze




Papaya orange steel




Ash grey metal



Golden yellow metal




Bulgaro red metal




Cherry red metal




Pine green steel




Dark green metal




Golden champagne



Matt golden bronze



Matt black nickel



White pearl metal



Blue turquoise metal



Blue sapphire metal

Coating

Polypropylene

11 Colors

Dimensions



A (cm)	B (cm)	C (cm)	D (cm)
(inch)	(inch)	(inch)	(inch)
79	47	53	47
31,1	18,5	20,9	18,5

Volumetric Details

Weight 6 Kg

Volume 0.15 mc

Package 1

Materials Certifications

Dark green metal

The technologies used in the previous phase of powder coating play a fundamental role in the final result of the processing. They are in fact essential to increase adherence paint on the metal surface and then guarantee its duration over time. The metal frames, following a total cleaning of the surface, pass through chemical conversion processes, creating a compact base that allows for better adhesion of the subsequent treatment. In the last phase the object subjected to the powder coating process is placed in a polymerization oven, going to form an adherent and extremely tight layer durable. This particular paint job is ideal for outdoor use.

To clean the surface, use a damp microfiber cloth with neutral soap or specific metal cleaning products. Avoid hitting or rubbing the surface with sharp objects. Do not use scourers or other abrasive materials, since they would inevitably scratch the surface. Do not leave rusty iron objects on the surface for too long.

These surface treatments are not suitable for outdoor use, but they guarantee excellent resistance to frequent use, dirt and dust.

Materials Certifications

Matt golden bronze

Galvanic treatments consist in applying a thin layer of a metal or other alloy, in order that properties of the surface are modified, both from a technical and an aesthetic point of view. Through this procedure it is possible to improve specific product features, such as endurance to corrosion.

CLEANING AND MAINTENANCE

To clean the surface, use a damp microfiber cloth with neutral soap or specific metal cleaning products. Avoid hitting or rubbing the surface with sharp objects.

GENERAL TIPS

Do not use scourers or other abrasive materials, since they would inevitably scratch the surface. Do not leave rusty iron objects on the surface for too long. These surface treatments are not recommended for outdoor, naval or seaside use.

Materials Certifications

Matt black nickel

Galvanic treatments consist in applying a thin layer of a metal or other alloy, in order that properties of the surface are modified, both from a technical and an aesthetic point of view. Through this procedure it is possible to improve specific product features, such as endurance to corrosion.

CLEANING AND MAINTENANCE

To clean the surface, use a damp microfiber cloth with neutral soap or specific metal cleaning products. Avoid hitting or rubbing the surface with sharp objects.

GENERAL TIPS

Do not use scourers or other abrasive materials, since they would inevitably scratch the surface. Do not leave rusty iron objects on the surface for too long. These surface treatments are not recommended for outdoor, naval or seaside use.

Materials Certifications

White pearl metal

The technologies used in the previous phase of powder coating play a fundamental role in the final result of the processing. They are in fact essential to increase adherence paint on the metal surface and then guarantee its duration over time. The metal frames, following a total cleaning of the surface, pass through chemical conversion processes, creating a compact base that allows for better adhesion of the subsequent treatment. In the last phase the object subjected to the powder coating process is placed in a polymerization oven, going to form an adherent and extremely tight layer durable. This particular paint job is ideal for outdoor use.

To clean the surface, use a damp microfiber cloth with neutral soap or specific metal cleaning products. Avoid hitting or rubbing the surface with sharp objects. Do not use scourers or other abrasive materials, since they would inevitably scratch the surface. Do not leave rusty iron objects on the surface for too long.

These surface treatments are not suitable for outdoor use, but they guarantee excellent resistance to frequent use, dirt and dust.

Materials Certifications

Blue turquoise metal

The technologies used in the previous phase of powder coating play a fundamental role in the final result of the processing. They are in fact essential to increase adherence paint on the metal surface and then guarantee its duration over time. The metal frames, following a total cleaning of the surface, pass through chemical conversion processes, creating a compact base that allows for better adhesion of the subsequent treatment. In the last phase the object subjected to the powder coating process is placed in a polymerization oven, going to form an adherent and extremely tight layer durable. This particular paint job is ideal for outdoor use.

To clean the surface, use a damp microfiber cloth with neutral soap or specific metal cleaning products. Avoid hitting or rubbing the surface with sharp objects. Do not use scourers or other abrasive materials, since they would inevitably scratch the surface. Do not leave rusty iron objects on the surface for too long.

These surface treatments are not suitable for outdoor use, but they guarantee excellent resistance to frequent use, dirt and dust.

Materials Certifications

Blue sapphire metal

The technologies used in the previous phase of powder coating play a fundamental role in the final result of the processing. They are in fact essential to increase adherence paint on the metal surface and then guarantee its duration over time. The metal frames, following a total cleaning of the surface, pass through chemical conversion processes, creating a compact base that allows for better adhesion of the subsequent treatment. In the last phase the object subjected to the powder coating process is placed in a polymerization oven, going to form an adherent and extremely tight layer durable. This particular paint job is ideal for outdoor use.

To clean the surface, use a damp microfiber cloth with neutral soap or specific metal cleaning products. Avoid hitting or rubbing the surface with sharp objects. Do not use scourers or other abrasive materials, since they would inevitably scratch the surface. Do not leave rusty iron objects on the surface for too long.

These surface treatments are not suitable for outdoor use, but they guarantee excellent resistance to frequent use, dirt and dust.

Materials Certifications

Polypropylene

Polypropylene is a resistant, non-toxic, odorless, heat resistant and easy to clean plastic material. It is also suitable for outdoor use. Our polypropylene is a material reinforced with glass fiber: an option with excellent mechanical properties that allows the product to be solid and resistant. This material has a marked resistance to fading: a treatment with UV stabilizer and AS antistatic protection works to prolong the beauty of the product by slowing the fading process. However, by exposing the chair to the sun and atmospheric agents for very long periods, the color can undergo alterations. As a thermoplastic material, it is 100% recyclable.

CLEANING AND MAINTENANCE

Polypropylene seats are easy to clean, and do not require the use of specific products, except in the case of stubborn and hard to remove stains. For simple and effective cleaning, use a microfiber cloth soaked in water or a solution of water and neutral soap. In case of stubborn stains, it is possible to act directly on them with a neutral detergent, always with the help of a microfiber cloth. Then rinse with water. Avoid abrasive sponges, stain removers and granular cleaners that could scratch the surface. If using a chlorine-based cleaner, rinse and do not dry in direct sunlight.

These tips are cleaning recommendations and do not guarantee complete stain removal.

We recommend that you always test the cleaning method on a hidden part of the item to check the resistance of the material.