

MIDJ



Calla P75 M TS Stool

design Fabrizio Batoni, 2019


Calla bar stool with armrests and high back. Four legs base in lacquered steel. Shell upholstered in leather, faux leather or fabric.

Colors and Materials


Structure




Métal orange papaya




Metallo arancio papaya




Papaya orange steel



Métal bleu ciel



Light blue metal



Metallo azzurro



White steel



Metallo bianco



Metal blanc



Metallo blu oceano



Métal bleu ocean



Ocean blue steel




Metallo Bronzo




Métal bronze




Bronze metal



Ash grey metal




Métal gris cendre




Metallo grigio cenere



Sand steel



Metal corde



Metallo corda



Métal fango



Fango steel



Metallo fango




Metallo giallo oro



Métal jaune doré




Golden yellow metal



Métal jaune pastel



Pastel yellow steel



Metallo giallo pastello



Grafite metal



Métal graphite



Metallo grafite




Métal gris claire




Light grey steel




Metallo grigio chiaro




Métal industriel




Metallo Industrial



Métal marron



Brown steel



Metallo Marrone



Black steel



Metallo nero



Metal noir



Ocher steel



Metallo ocre



Métal ocre



Facepowder pink metal



Metallo rosa cipria



Métal rose poudre




Red steel




Metallo rosso




Métal rosso




Bulgaro red metal




Métal rouge bulgaro




Metallo rosso bulgaro



Metallo rosso ciliegia



Cherry red metal



Métal rouge cerise



Métal vert pin



Pine green steel



Metallo verde pino




Métal vert sauge




Sage green metal




Metallo verde salvia



Metal vert foncé




Dark green metal




Metallo verde scuro

Coating




Cotton Club fabric

14 Colors




Tessuto Cotton Club

14 Colors




Tissu Cotton Club

14 Colors




Tessuto Fenix Wool

16 Colors




Tissu Fenix Wool

16 Colors



Fenix Wool fabric

16 Colors



Main Line Flax fabric

16 Colors




Tissu Main Line Flax

16 Colors



Tessuto Main Line Flax

16 Colors




Tessuto manhattan

13 Colors



Tissu manhattan

13 Colors




Manhattan fabric

13 Colors



Mirage fabric

15 Colors




Tissu Mirage

15 Colors



Tessuto Mirage

15 Colors




Tessuto Novabuk

17 Colors




Novabuk fabric

17 Colors




Tissu Novabuk

17 Colors




Tessuto Oceanic

13 Colors



Tissu Oceanic

13 Colors



Tessuto Oceanic

13 Colors



Tessuto Remix 3

19 Colors



Remix 3 fabric

19 Colors



Tissu Remix 3

19 Colors



Tissu Second

11 Colors



Second fabric

11 Colors



Tessuto Second

11 Colors



Tissu Uniform Melange

7 Colors




Uniform Melange Fabric

7 Colors




Tessuto Uniform Melange

7 Colors




Tissu Visual

13 Colors




Tessuto Visual

13 Colors




Visual fabric

13 Colors




Tessuto Yoredale

14 Colors




Yoredale fabric

14 Colors



Tissu Yoredale

14 Colors




Velvet Superb

15 Colors



Secret faux leather

23 Colors




Vintage faux leather

12 Colors



Fiore leather

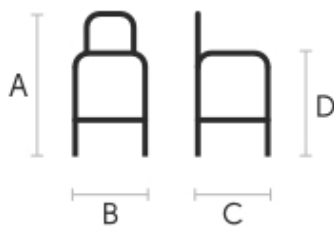
21 Colors



Vintage leather

8 Colors

Dimensions



	cm	inch
A	108	42,5
B	52	20,5

	cm	inch
C	52	20,5
D	76	29,9
E	98	38,6

Volumetric Details

Weight 7.5 Kg

Volume 0.3 mc

Package 1

Materials Certifications

Metal vert foncé

The technologies used in the previous phase of powder coating play a fundamental role in the final result of the processing. They are in fact essential to increase adherence paint on the metal surface and then guarantee its duration over time. The metal frames, following a total cleaning of the surface, pass through chemical conversion processes, creating a compact base that allows for better adhesion of the subsequent treatment. In the last phase the object subjected to the powder coating process is placed in a polymerization oven, going to form an adherent and extremely tight layer durable. This particular paint job is ideal for outdoor use.

To clean the surface, use a damp microfiber cloth with neutral soap or specific metal cleaning products. Avoid hitting or rubbing the surface with sharp objects. Do not use scourers or other abrasive materials, since they would inevitably scratch the surface. Do not leave rusty iron objects on the surface for too long.

These surface treatments are not suitable for outdoor use, but they guarantee excellent resistance to frequent use, dirt and dust.

Materials Certifications

Dark green metal

The technologies used in the previous phase of powder coating play a fundamental role in the final result of the processing. They are in fact essential to increase adherence paint on the metal surface and then guarantee its duration over time. The metal frames, following a total cleaning of the surface, pass through chemical conversion processes, creating a compact base that allows for better adhesion of the subsequent treatment. In the last phase the object subjected to the powder coating process is placed in a polymerization oven, going to form an adherent and extremely tight layer durable. This particular paint job is ideal for outdoor use.

To clean the surface, use a damp microfiber cloth with neutral soap or specific metal cleaning products. Avoid hitting or rubbing the surface with sharp objects. Do not use scourers or other abrasive materials, since they would inevitably scratch the surface. Do not leave rusty iron objects on the surface for too long.

These surface treatments are not suitable for outdoor use, but they guarantee excellent resistance to frequent use, dirt and dust.

Materials Certifications

Metallo verde scuro

L'oggetto sottoposto al processo di verniciatura a polvere viene inserito in un forno di polimerizzazione, andando a formare uno strato aderente ed estremamente durevole. Inoltre, le tecnologie utilizzate nella fase precedente a quella della verniciatura a polvere giocano un ruolo fondamentale nel risultato finale della lavorazione. Sono infatti indispensabili per aumentare l'aderenza della vernice sulla superficie metallica e quindi garantirne la durata nel tempo. I telai in metallo, a seguito di una pulizia totale della superficie, passano attraverso dei processi di conversione chimica, creando una base compatta che consente una migliore adesione del successivo trattamento.

PULIZIA E MANUTENZIONE

Per la pulizia delle superfici utilizzare un panno in microfibra umido con detergente neutro oppure prodotti specifici per la pulizia del metallo. Evitare di urtare o strofinare la superficie rivestita con oggetti rigidi o appuntiti. Non adoperare pagliette in acciaio né altri materiali abrasivi che graffierebbero inevitabilmente la superficie. Non lasciare a lungo sulla superficie oggetti di ferro arrugginiti.

PARTICOLARI ATTENZIONI DI CARATTERE GENERALE

Questi trattamenti superficiali non sono adatti all'uso outdoor, ma garantiscono un'ottima resistenza all'usura, sporco, polvere.

Materials Certifications

Cotton Club fabric

COMPOSITION: 70 % COT; 10% PES; 10% ACR; 10% AF
Abrasion resistance (Martindale) 100.000 cycles

Cotton Club by Flukso is a fabric made from latest generation regenerated cotton yarns. To create this fabric, specific fixing techniques were used, that give it and help maintaining a natural, slightly wavy and vibrated look.

CLEANING AND MAINTENANCE

Regular cleaning is important to extend the life of the coating, and keep its appearance unchanged. Dust and dirt can wear out the coating.

REGULAR CLEANING: vacuum frequently, at least once a week, at a power equal to half the device in use, choosing a smooth spout, without brushing.

STAIN REMOVAL: in case of slight stains, promptly clean the surface. Remove excess liquids or hard parts of dirt with a clean cloth, then proceed on the residue of the stain with a damp cloth or a neutral soap solution.

Remove the stain starting from the edge of the stain moving towards the center of it, then rinse with water. Let dry, avoiding direct exposure to sunlight.

For localized and more persistent stains, promptly dissolve the stain with colorless ethyl alcohol diluted in 20% water, gently rub and then treat with a neutral soap solution, then rinse well. Do not use bleach.

These tips are cleaning recommendations and do not guarantee complete stain removal. In case of large stains, we recommend contacting an operator specialized in upholstered products cleaning.

We recommend to not expose light colored coating for a prolonged time to garments treated with colors with poor dyeing fastness, as the color pigments could penetrate the surface of the fabric, without being able to be removed.

We recommend to always test the cleaning method on a hidden part of the item to check the color resistance.

Slight color differences between a lot and the other are to be considered normal.

Materials Certifications

Tessuto Cotton Club

COMPOSIZIONE: 70 % COT; 10% PES; 10% ACR; 10% AF

Resistenza all'abrasione: 100.000 cicli

Cotton Club è il tessuto di Flukso® realizzato utilizzando filati di cotone rigenerato di ultima generazione. Per realizzare questo tessuto sono state utilizzate specifiche tecniche di fissaggio che ne conferiscono e contribuiscono a mantenere un aspetto naturale, leggermente mosso e vibrato.

PULIZIA E MANUTENZIONE

Una pulizia regolare è importante per prolungare la durata del rivestimento e mantenerne inalterato l'aspetto. Polvere e sporcizia possono usurare il rivestimento.

PULIZIA REGOLARE: aspirare con frequenza, almeno una volta alla settimana, ad una potenza pari alla metà del dispositivo in uso, scegliendo un beccuccio liscio, senza spazzolare.

RIMOZIONE MACCHIE:

In caso di macchie lievi pulire tempestivamente la superficie. Rimuovere i liquidi in eccesso o le parti dure dello sporco con un panno pulito, poi procedere sul residuo della macchia con un panno umido o con una soluzione di detergente neutro. Smacchiare partendo dal bordo della macchia muovendosi verso il centro di essa. Risciacquare

poi con acqua. Lasciare asciugare evitando l'esposizione diretta alla luce del sole.

Per le macchie localizzate e più ostinate, sciogliere tempestivamente la macchia con alcol etilico incolore diluito in acqua al 20%, tamponare e trattare successivamente con una soluzione di detergente neutro e risciacquare bene. Non usare candeggina e prodotti a base di cloro.

Questi consigli sono raccomandazioni di pulizia e non garantiscono una completa rimozione delle macchie. In caso di macchie di grandi dimensioni, consigliamo di contattare un operatore specializzato nella pulizia di prodotti tappezzati.

Raccomandiamo di non esporre per un tempo prolungato gli articoli rivestiti in tinte chiare al contatto o allo sfregamento con capi di abbigliamento trattati con coloranti dalla scarsa solidità di tintura, in quanto i pigmenti di colore potrebbero penetrare nella superficie del tessuto senza poter più essere rimossi. Consigliamo di testare sempre il metodo di pulizia su una parte nascosta dell'articolo.

Leggere differenze di colore tra una partita e l'altra di materiale sono da considerarsi normali.

Materials Certifications

Tissu Cotton Club

COMPOSITION: 70 % COT; 10% PES; 10% ACR; 10% AF
Abrasion resistance (Martindale) 100.000 cycles

Cotton Club by Flukso is a fabric made from latest generation regenerated cotton yarns. To create this fabric, specific fixing techniques were used, that give it and help maintaining a natural, slightly wavy and vibrated look.

CLEANING AND MAINTENANCE

Regular cleaning is important to extend the life of the coating, and keep its appearance unchanged. Dust and dirt can wear out the coating.

REGULAR CLEANING: vacuum frequently, at least once a week, at a power equal to half the device in use, choosing a smooth spout, without brushing.

STAIN REMOVAL: in case of slight stains, promptly clean the surface. Remove excess liquids or hard parts of dirt with a clean cloth, then proceed on the residue of the stain with a damp cloth or a neutral soap solution.

Remove the stain starting from the edge of the stain moving towards the center of it, then rinse with water. Let dry, avoiding direct exposure to sunlight.

For localized and more persistent stains, promptly dissolve the stain with colorless ethyl alcohol diluted in 20% water, gently rub and then treat with a neutral soap solution, then rinse well. Do not use bleach.

These tips are cleaning recommendations and do not guarantee complete stain removal. In case of large stains, we recommend contacting an operator specialized in upholstered products cleaning.

We recommend to not expose light colored coating for a prolonged time to garments treated with colors with poor dyeing fastness, as the color pigments could penetrate the surface of the fabric, without being able to be removed.

We recommend to always test the cleaning method on a hidden part of the item to check the color resistance.

Slight color differences between a lot and the other are to be considered normal.

Materials Certifications

Tessuto Fenix Wool

COMPOSIZIONE: 75% Lana; 25% Polyammide
MARTINDALE: 100.000 cicli

RESISTENZA AL FUOCO:

Classe 1IM

N 1021 Part 1-2

Calif. Bull. 117 June 2013

Fenix Wool è un tessuto in lana con una particolare finitura molto calda, ottenuta grazie a un trattamento che ne conferisce morbidezza al tatto e allo stesso tempo una buona consistenza, in grado di far raggiungere valori eccellenti di resistenza a pilling e abrasione.

PULIZIA E MANUTENZIONE

Una pulizia regolare è importante per prolungare la durata del rivestimento e mantenerne inalterato l'aspetto. Polvere e sporcizia possono usurare il rivestimento.

PULIZIA REGOLARE: aspirare con frequenza, almeno una volta alla settimana, ad una potenza pari alla metà del dispositivo in uso, scegliendo un beccuccio liscio, senza spazzolare.

RIMOZIONE MACCHIE: in caso di macchie lievi pulire tempestivamente la superficie. Rimuovere i liquidi in eccesso o le parti dure dello sporco con un panno pulito, poi procedere sul residuo della macchia con un panno umido o con una soluzione di detergente neutro. Smacchiare partendo dal bordo della macchia

muovendosi verso il centro di essa. Risciacquare poi con acqua. Lasciare asciugare evitando l'esposizione diretta alla luce del sole. Per le macchie localizzate e più ostinate, sciogliere tempestivamente la macchia con sapone neutro diluito in acqua, tamponare e risciacquare. Ripetere l'operazione fino alla rimozione della macchia e lasciar asciugare. Non usare candeggina e prodotti a base di cloro.

Questi consigli sono raccomandazioni di pulizia e non garantiscono una completa rimozione delle macchie. In caso di macchie di grandi dimensioni, consigliamo di contattare un operatore specializzato nella pulizia di prodotti tappezzati.

Raccomandiamo di non esporre per un tempo prolungato gli articoli rivestiti in tinte chiare al contatto o allo sfregamento con capi di abbigliamento trattati con coloranti dalla scarsa solidità di tintura, in quanto i pigmenti di colore potrebbero penetrare nella superficie del tessuto senza poter più essere rimossi. Consigliamo di testare sempre il metodo di pulizia su una parte nascosta dell'articolo per verificare la resistenza del colore.

I campioni colore sono da considerarsi indicativi per ciascun prodotto. Leggere differenze di colore tra una partita e l'altra sono da considerarsi normali.

Materials Certifications

Tissu Fenix Wool

COMPOSITION: 75% WO, 25% PA
MARTINDALE: 100.000 cycles

FIRE RESISTANCE:
Classe 1IM
N 1021 Part 1-2
Calif. Bull. 117 June 2013

Fenix Wool is a wool fabric with a particular and warm finish, obtained thanks to a treatment that confers softness to the touch and, at the same time, a good consistency, able to achieve excellent resistance to pilling and abrasion.

CLEANING AND MAINTENANCE

Regular cleaning is important to extend the life of the coating, and keep its appearance unchanged. Dust and dirt can wear out the coating.

REGULAR CLEANING: vacuum frequently, at least once a week, at a power equal to half the device in use, choosing a smooth spout, without brushing.

STAIN REMOVAL: in case of slight stains, promptly clean the surface. Remove excess liquids or hard parts of dirt with a clean cloth, then proceed on the residue of the stain with a damp cloth or a neutral soap solution. Remove the stain starting from the edge of the stain moving towards the center of it, then rinse with water. Let dry, avoiding direct exposure to sunlight. For localized and more stubborn stains, promptly dissolve the stain with neutral soap diluted in water, rub gently and rinse. Repeat until the stain is removed, and let dry. Do not use bleach. These tips are cleaning recommendations and do not guarantee complete stain removal. In case of large stains, we recommend contacting an operator specialized in upholstered products cleaning. We recommend to not expose light colored coating for a prolonged time to garments treated with colors with poor dyeing fastness, as the color pigments could penetrate the surface of the fabric, without being able to be removed.

We recommend to always test the cleaning method on a hidden part of the item to check the color resistance.

Colour samples are to be considered approximate for each product. Slight color differences between a lot and the other are to be considered normal.

Materials Certifications

Fenix Wool fabric

COMPOSITION: 75% WO, 25% PA
MARTINDALE: 100.000 cycles

FIRE RESISTANCE:
Classe 1IM
N 1021 Part 1-2
Calif. Bull. 117 June 2013

Fenix Wool is a wool fabric with a particular and warm finish, obtained thanks to a treatment that confers softness to the touch and, at the same time, a good consistency, able to achieve excellent resistance to pilling and abrasion.

CLEANING AND MAINTENANCE

Regular cleaning is important to extend the life of the coating, and keep its appearance unchanged. Dust and dirt can wear out the coating.

REGULAR CLEANING: vacuum frequently, at least once a week, at a power equal to half the device in use, choosing a smooth spout, without brushing.

STAIN REMOVAL: in case of slight stains, promptly clean the surface. Remove excess liquids or hard parts of dirt with a clean cloth, then proceed on the residue of the stain with a damp cloth or a neutral soap solution. Remove the stain starting from the edge of the stain moving towards the center of it, then rinse with water. Let dry, avoiding direct exposure to sunlight. For localized and more stubborn stains, promptly dissolve the stain with neutral soap diluted in water, rub gently and rinse. Repeat until the stain is removed, and let dry. Do not use bleach. These tips are cleaning recommendations and do not guarantee complete stain removal. In case of large stains, we recommend contacting an operator specialized in upholstered products cleaning. We recommend to not expose light colored coating for a prolonged time to garments treated with colors with poor dyeing fastness, as the color pigments could penetrate the surface of the fabric, without being able to be removed. We recommend to always test the cleaning method on a hidden part of the item to check the color resistance.

Colour samples are to be considered approximate for each product. Slight color differences between a lot and the other are to be considered normal.

Materials Certifications

Main Line Flax fabric

COMPOSITION: 70% Virgin Wool – 30% LI
MARTINDALE: 60.000 CYCLES

FIRE RESISTANCE:
EN 1021 - 1&2 (cigarette & match)
BS 7176 Low Hazard
BS 5852 Ignition Source 5
BS 7176 Medium Hazard
NF D 60-013
ÖNORM B 3825 & A 3800-1 (58kg/m3 CMHR Foam)
UNI 9175 Classe 1 IM
BS 5867-2: Type B Curtains & Drapes
IMO FTP Code (Part 8)
The Furniture and Furnishing (Fire) (Safety) Regulations 1988 (Domestic Cigarette and Match)

ENVIRONMENTAL CERTIFICATIONS:
Certified to the EU Ecolabel
Certified to Indoor Advantage™ “Gold”
Rapidly renewable and compostable
Made from wool and bast fibre

Main Line Flax fabric is created with virgin wool and linen, inherently fireproof materials of sustainable

origin. The particular weave of the fabric, with the alternation of colors in its texture, make it aesthetically interesting, while not giving up to softness and comfort.

CLEANING AND MAINTENANCE

Regular cleaning is important to extend the life of the coating, and keep its appearance unchanged. Dust and dirt can wear out the coating and damage the fire protection.

REGULAR CLEANING: vacuum frequently at a power equal to half the device in use, choosing a smooth spout, without brushing.

STAIN REMOVAL: in case of slight stains, promptly clean the surface. Remove excess liquids or hard parts of dirt with a clean cloth, then proceed on the residue of the stain with a damp cloth or a neutral soap solution. Remove the stain starting from the edge of the stain moving towards the center of it, then rinse with water. Let dry, avoiding direct exposure to sunlight. For localized and more persistent stains, promptly dissolve the stain with colorless ethyl alcohol diluted in 20% water, gently rub and then treat with a neutral soap solution, then rinse well. Do not use bleach. These tips are cleaning recommendations and do not guarantee complete stain removal. In case of large stains, we recommend contacting an operator specialized in upholstered products cleaning.

We recommend to not expose light colored fabric for a prolonged time to garments treated with colors with poor dyeing fastness, as the color pigments could penetrate the surface of the fabric, without being able to be removed.

We recommend to always test the cleaning method on a hidden part of the item to check the color resistance.

Colour samples are to be considered approximate for each product. Slight color differences between a lot and the other are to be considered normal.

Materials Certifications

Tissu Main Line Flax

COMPOSITION: 70% Virgin Wool – 30% LI
MARTINDALE: 60.000 CYCLES

FIRE RESISTANCE:

EN 1021 - 1&2 (cigarette & match)
BS 7176 Low Hazard
BS 5852 Ignition Source 5
BS 7176 Medium Hazard
NF D 60-013
ÖNORM B 3825 & A 3800-1 (58kg/m3 CMHR Foam)
UNI 9175 Classe 1 IM
BS 5867-2: Type B Curtains & Drapes
IMO FTP Code (Part 8)
The Furniture and Furnishing (Fire) (Safety)
Regulations 1988 (Domestic Cigarette and Match)

ENVIRONMENTAL CERTIFICATIONS:

Certified to the EU Ecolabel
Certified to Indoor Advantage™ “Gold”
Rapidly renewable and compostable
Made from wool and bast fibre

Main Line Flax fabric is created with virgin wool and linen, inherently fireproof materials of sustainable origin. The particular weave of the fabric, with the alternation of colors in its texture, make it aesthetically interesting, while not giving up to softness and comfort.

CLEANING AND MAINTENANCE

Regular cleaning is important to extend the life of the coating, and keep its appearance unchanged. Dust and dirt can wear out the coating and damage the fire protection.

REGULAR CLEANING: vacuum frequently at a power equal to half the device in use, choosing a smooth

spout, without brushing.

STAIN REMOVAL: in case of slight stains, promptly clean the surface. Remove excess liquids or hard parts of dirt with a clean cloth, then proceed on the residue of the stain with a damp cloth or a neutral soap solution. Remove the stain starting from the edge of the stain moving towards the center of it, then rinse with water. Let dry, avoiding direct exposure to sunlight. For localized and more persistent stains, promptly dissolve the stain with colorless ethyl alcohol diluted in 20% water, gently rub and then treat with a neutral soap solution, then rinse well. Do not use bleach. These tips are cleaning recommendations and do not guarantee complete stain removal. In case of large stains, we recommend contacting an operator specialized in upholstered products cleaning.

We recommend to not expose light colored fabric for a prolonged time to garments treated with colors with poor dyeing fastness, as the color pigments could penetrate the surface of the fabric, without being able to be removed.

We recommend to always test the cleaning method on a hidden part of the item to check the color resistance.

Colour samples are to be considered approximate for each product. Slight color differences between a lot and the other are to be considered normal.

Materials Certifications

Tessuto Main Line Flax

COMPOSIZIONE: 70% Virgin Wool – 30% LI

MARTINDALE: 60.000 cicli

RESISTENZA AL FUOCO:

EN 1021 - 1&2 (cigarette & match)

BS 7176 Low Hazard

BS 5852 Ignition Source 5

BS 7176 Medium Hazard

NF D 60-013

ÖNORM B 3825 & A 3800-1 (58kg/m3 CMHR Foam)

UNI 9175 Classe 1 IM

BS 5867-2: Type B Curtains & Drapes

IMO FTP Code (Part 8)

The Furniture and Furnishing (Fire) (Safety)

Regulations 1988 (Domestic Cigarette and Match)

ENVIRONMENTAL CERTIFICATIONS

Certified to the EU Ecolabel

Certified to Indoor Advantage™ “Gold”

Rapidly renewable and compostable

Made from wool and bast fibre

Il tessuto Main Line Flax è creato con lana vergine e lino, materiali intrinsecamente ignifugi di origine sostenibile. Il particolare intreccio del tessuto, con l’alternanza di colori nella sua trama, lo rendono esteticamente interessante, pur non rinunciando alla morbidezza e al comfort.

PULIZIA E MANUTENZIONE

Una pulizia regolare è importante per prolungare la durata del rivestimento e mantenerne inalterato l’aspetto. Polvere e sporcizia possono usurare il rivestimento e danneggiare la protezione ignifuga.

PULIZIA REGOLARE: aspirare con frequenza ad una potenza pari alla metà del dispositivo in uso, scegliendo un beccuccio liscio, senza spazzolare.

RIMOZIONE MACCHIE: in caso di macchie lievi pulire tempestivamente la superficie. Rimuovere i liquidi in eccesso o le parti dure dello sporco con un panno pulito, poi procedere sul residuo della macchia con un panno umido o con una soluzione di detergente neutro. Smacchiare partendo dal bordo della macchia muovendosi verso il centro di essa. Risciacquare poi con acqua. Lasciare asciugare evitando

l'esposizione diretta alla luce del sole. Non usare candeggina e prodotti a base di cloro. Questi consigli sono raccomandazioni di pulizia e non garantiscono una completa rimozione delle macchie. In caso di macchie di grandi dimensioni, consigliamo di contattare un operatore specializzato nella pulizia di prodotti tappezzati.

Raccomandiamo di non esporre per un tempo prolungato gli articoli rivestiti in tinte chiare al contatto o allo sfregamento con capi di abbigliamento trattati con coloranti dalla scarsa solidità di tintura, in quanto i pigmenti di colore potrebbero penetrare nella superficie del tessuto senza poter più essere rimossi. Consigliamo di testare sempre il metodo di pulizia su una parte nascosta dell'articolo per verificare la resistenza del colore.

I campioni colore sono da considerarsi indicativi per ciascun prodotto. Leggere differenze di colore tra una partita e l'altra sono da considerarsi normali.

Materials Certifications

Tessuto manhattan

MARTINDALE: 25.000 cicli
COMPOSIZIONE: 26% PL, 37% PO, 21% CO, 16% LI

PROPRIETÀ E PLUS DEL TESSUTO

Il tessuto Manhattan è caratterizzato da una sottile struttura intrecciata che gli conferisce un aspetto dinamico unico. I filamenti misti di cotone e poliestere garantiscono un aspetto morbido, caldo e vibrante con colori tono su tono.

MANUTENZIONE

Aspirare gli articoli regolarmente. Nel caso fosse necessario smacchiare il tessuto, procedere con un panno umido usando acqua e sapone neutro oppure con l'ausilio di un prodotto specifico per prodotti tappezzati. Per una pulizia più profonda utilizzare un lavaggio a secco professionale. Testare sempre il metodo di pulizia scelto su un angolo nascosto del prodotto per verificare la resistenza del colore.

Materials Certifications

Tissu manhattan

MARTINDALE: 25.000 cycles
COMPOSITION: 26% PL, 37% PO, 21% CO, 16% LI

PROPRIETIES AND ADVANTAGES

The Manhattan fabric features a subtle woven structure that gives it a unique dynamic look. The mixed filaments of cotton and polyester guarantee a soft, warm and vibrant look with tone-on-tone colors.

MAINTENANCE

Vacuum regularly. If it is necessary to remove the stain from the fabric, proceed wipe with a damp cloth using neutral soap and water or use proprietary upholstery shampoo. For deeper cleaning use a professionally dry clean. Always test your chosen cleaning method on a hidden corner of the product to check the color fastness.

Materials Certifications

Manhattan fabric

MARTINDALE: 25.000 cycles
COMPOSITION: 26% PL, 37% PO, 21% CO, 16% LI

PROPRIETIES AND ADVANTAGES

The Manhattan fabric features a subtle woven structure that gives it a unique dynamic look. The mixed filaments of cotton and polyester guarantee a soft, warm and vibrant look with tone-on-tone colors.

MAINTENANCE

Vacuum regularly. If it is necessary to remove the stain from the fabric, proceed wipe with a damp cloth using neutral soap and water or use proprietary upholstery shampoo. For deeper cleaning use a professionally dry clean. Always test your chosen cleaning method on a hidden corner of the product to check the color fastness.

Materials Certifications

Mirage fabric

Composition: 100% Polyester
Mantindale: 100.000 cycles

FIRE RESISTANCE:

Classe 1IM
B1 DIN 4102
M1
B1 OENORM B3825
Q1 OENORM 3800 Part. 1
BS 5852 Crib 5
EN 1021 Part.1-2
Calif. Bull. 117

Mirage is the fireproof coating by Pugi RG: in recyclable polyester, it is suitable for covering any surface thanks to its elasticity and texture, which does not give direction to the fabric. It is very resistant to abrasion and pilling. Different finishes make Mirage perfect to customize our products.

CLEANING AND MAINTENANCE

Regular cleaning is important to extend the life of the coating, and keep its appearance unchanged. Dust and dirt can wear out the coating and damage the fire protection.

REGULAR CLEANING:

vacuum frequently, at least once a week, at a power equal to half the device in use, choosing a smooth spout, without brushing.

STAIN REMOVAL: in case of slight stains, promptly clean the surface. Remove excess liquids or hard parts of dirt with a clean cloth, then proceed on the residue of the stain with a damp cloth or a neutral soap solution. Remove the stain starting from the edge of the stain moving towards the center of it, then rinse with water. Let dry, avoiding direct exposure to sunlight. Do not use bleach. These tips are cleaning recommendations and do not guarantee complete stain removal. In case of large stains, we recommend contacting an operator specialized in upholstered products cleaning.

We recommend to not expose light colored coating for a prolonged time to garments treated with colors with poor dyeing fastness, as the color pigments could penetrate the surface of the fabric, without being able to be removed.

We recommend to always test the cleaning method on a hidden part of the item to check the color resistance.

Colour samples are to be considered approximate for each product. Slight color differences between a lot and the other are to be considered normal..

Materials Certifications

Tissu Mirage

Composition: 100% Polyester
Mantindale: 100.000 cycles

FIRE RESISTANCE:

Classe 1IM
B1 DIN 4102
M1
B1 OENORM B3825
Q1 OENORM 3800 Part. 1
BS 5852 Crib 5
EN 1021 Part.1-2
Calif. Bull. 117

Mirage is the fireproof coating by Pugi RG: in recyclable polyester, it is suitable for covering any surface thanks to its elasticity and texture, which does not give direction to the fabric. It is very resistant to

abrasion and pilling. Different finishes make Mirage perfect to customize our products.

CLEANING AND MAINTENANCE

Regular cleaning is important to extend the life of the coating, and keep its appearance unchanged. Dust and dirt can wear out the coating and damage the fire protection.

REGULAR CLEANING:

vacuum frequently, at least once a week, at a power equal to half the device in use, choosing a smooth spout, without brushing.

STAIN REMOVAL: in case of slight stains, promptly clean the surface. Remove excess liquids or hard parts of dirt with a clean cloth, then proceed on the residue of the stain with a damp cloth or a neutral soap solution. Remove the stain starting from the edge of the stain moving towards the center of it, then rinse with water. Let dry, avoiding direct exposure to sunlight. Do not use bleach. These tips are cleaning recommendations and do not guarantee complete stain removal. In case of large stains, we recommend contacting an operator specialized in upholstered products cleaning.

We recommend to not expose light colored coating for a prolonged time to garments treated with colors with poor dyeing fastness, as the color pigments could penetrate the surface of the fabric, without being able to be removed.

We recommend to always test the cleaning method on a hidden part of the item to check the color resistance.

Colour samples are to be considered approximate for each product. Slight color differences between a lot and the other are to be considered normal.

Materials Certifications

Tessuto Mirage

Composizione: 100% Poliestere
Mantendale: 100.000 cicli

RESISTENZA AL FUOCO:

Classe 1IM
B1 DIN 4102
M1
B1 OENORM B3825
Q1 OENORM 3800 Part. 1
BS 5852 Crib 5
EN 1021 Part.1-2
Calif. Bull. 117

Mirage è il tessuto ignifugo di Pugi RG®: in poliestere riciclabile, è adatto a rivestire ogni superficie grazie alla sua elasticità e texture, che non conferisce verso al tessuto. È molto resistente all'abrasione e al pilling. Diverse finiture rendono Mirage perfetto per personalizzare i nostri prodotti.

PULIZIA E MANUTENZIONE

Una pulizia regolare è importante per prolungare la durata del rivestimento e mantenerne inalterato l'aspetto. Polvere e sporizia possono usurare il rivestimento e danneggiare la protezione ignifuga.

PULIZIA REGOLARE: aspirare con frequenza, almeno una volta alla settimana, ad una potenza pari alla metà del dispositivo in uso, scegliendo un beccuccio liscio, senza spazzolare.

RIMOZIONE MACCHIE: In caso di macchie lievi pulire tempestivamente la superficie. Rimuovere i liquidi in eccesso o le parti dure dello sporco con un panno pulito, poi procedere sul residuo della macchia con un panno umido o con una soluzione di detergente neutro. Smacchiare partendo dal bordo della macchia muovendosi verso il centro di essa. Risciacquare poi con acqua. Lasciare asciugare evitando l'esposizione diretta alla luce del sole. Non utilizzare candeggina e prodotti a base di cloro.

Questi consigli sono raccomandazioni di pulizia e non garantiscono una completa rimozione delle macchie. In caso di macchie di grandi dimensioni, consigliamo di contattare un operatore specializzato

nella pulizia di prodotti tappezzati.

Raccomandiamo di non esporre per un tempo prolungato gli articoli rivestiti in tinte chiare al contatto o allo sfregamento con capi di abbigliamento trattati con coloranti dalla scarsa solidità di tintura, in quanto i pigmenti di colore potrebbero penetrare nella superficie del tessuto senza poter più essere rimossi. Consigliamo di testare sempre il metodo di pulizia su una parte nascosta dell'articolo per verificare la resistenza del colore.

I campioni colore sono da considerarsi indicativi per ciascun prodotto. Leggere differenze di colore tra una partita e l'altra sono da considerarsi normali.

Materials Certifications

Tessuto Novabuk

COMPOSIZIONE: 55% PL, 45% PU
MARTINDALE: 50.000

Il tessuto Novabuk è caratterizzato da proprietà tecniche avanzate, che ne garantiscono un look attuale e ottime proprietà idrorepellenti. Con il suo tocco vellutato, è perfetto per personalizzare i prodotti. Facile da pulire, perfetto per uso contract e navale, questo tessuto 100% made in Italy è ignifugo e composto da materiale riciclato.

PULIZIA E MANUTENZIONE

In caso di macchie, intervenire tempestivamente. Il tessuto è idrorepellente. Per macchie leggere utilizzare acqua e sapone neutro. In caso di macchie di ketchup o caffè, asportare il materiale in eccesso con carta assorbente e successivamente frizionare con un panno inumidito con una soluzione di acqua e sapone neutro. In caso di macchie di penna, tamponare vigorosamente la macchia con un panno inumidito con acqua e alcol. Successivamente frizionare con un panno umido per rimuovere eventuali rimanenze. In caso di macchie di olio e maionese, asportare il materiale in eccesso con carta assorbente e successivamente spruzzare dello sgrassatore. Attendere un minuto e poi frizionare la zona con un panno asciutto. Infine, con un panno inumidito con una soluzione di acqua e sapone neutro, rimuovere le rimanenze dello sgrassatore. Non usare candeggina o prodotti a base di cloro.

Questi consigli sono raccomandazioni di pulizia e non garantiscono una completa rimozione delle macchie. In caso di macchie di grandi dimensioni, consigliamo di contattare un operatore specializzato nella pulizia di prodotti tappezzati.

Raccomandiamo di non esporre per un tempo prolungato gli articoli rivestiti in tinte chiare al contatto o allo sfregamento con capi di abbigliamento trattati con coloranti dalla scarsa solidità di tintura, in quanto i pigmenti di colore potrebbero penetrare nella superficie del tessuto senza poter più essere rimossi. Consigliamo di testare sempre il metodo di pulizia su una parte nascosta dell'articolo per verificare la resistenza del colore.

I campioni colore sono da considerarsi indicativi per ciascun prodotto. Leggere differenze di colore tra una partita e l'altra sono da considerarsi normali.

Materials Certifications

Novabuk fabric

COMPOSITION: 55% PL, 45% PU
MARTINDALE: 50.000 cycles

Novabuk fabric is characterized by advanced technical features, that guarantee a modern look and excellent water repellent properties. With its velvet touch, it is perfect for customizing products. Easy to clean, great for contract and naval use, this 100% Made in Italy fabric is fire-resistant and made from recycled material.

CLEANING AND MAINTENANCE

In case of stains, promptly clean the surface. The fabric is water repellent. For light stains use water and neutral soap. In case of ketchup or coffee stains, remove the excess material with paper towel and then rub with a cloth moistened with a solution of water and neutral soap. In case of pen stains, dab the stain vigorously with a cloth moistened with water and alcohol. Then, rub with a damp cloth to remove any

leftovers. In case of oil and mayonnaise stains, remove the excess material with paper towel and then spray with degreaser. Wait a minute and then rub the area with a dry cloth. Finally, with a cloth moistened with a solution of water and neutral soap, remove the excess of the degreaser. Do not use bleach or chlorine-based products.

These tips are cleaning recommendations and do not guarantee complete stain removal. In the case of large stains, we recommend contacting an operator specialized in cleaning upholstered products. We recommend not to expose products upholstered in light colors for a long time to contact or rubbing with garments treated with dyes with poor dye fastness, as the color pigments could penetrate the surface of the fabric, without being able to be removed. We recommend that you always test the cleaning method on a hidden part of the item to check the resistance of the color.

Colour samples are to be considered approximate for each product. Slight color differences between a lot and the other are to be considered normal.

Materials Certifications

Tissu Novabuk

COMPOSITION: 55% PL, 45% PU
MARTINDALE: 50.000 cycles

Novabuk fabric is characterized by advanced technical features, that guarantee a modern look and excellent water repellent properties. With its velvet touch, it is perfect for customizing products. Easy to clean, great for contract and naval use, this 100% Made in Italy fabric is fire-resistant and made from recycled material.

CLEANING AND MAINTENANCE

In case of stains, promptly clean the surface. The fabric is water repellent. For light stains use water and neutral soap. In case of ketchup or coffee stains, remove the excess material with paper towel and then rub with a cloth moistened with a solution of water and neutral soap. In case of pen stains, dab the stain vigorously with a cloth moistened with water and alcohol. Then, rub with a damp cloth to remove any leftovers. In case of oil and mayonnaise stains, remove the excess material with paper towel and then spray with degreaser. Wait a minute and then rub the area with a dry cloth. Finally, with a cloth moistened with a solution of water and neutral soap, remove the excess of the degreaser. Do not use bleach or chlorine-based products.

These tips are cleaning recommendations and do not guarantee complete stain removal. In the case of large stains, we recommend contacting an operator specialized in cleaning upholstered products. We recommend not to expose products upholstered in light colors for a long time to contact or rubbing with garments treated with dyes with poor dye fastness, as the color pigments could penetrate the surface of the fabric, without being able to be removed. We recommend that you always test the cleaning method on a hidden part of the item to check the resistance of the color.

Colour samples are to be considered approximate for each product. Slight color differences between a lot and the other are to be considered normal.

Materials Certifications

Tessuto Oceanic

MARTINDALE: 135.000 cicli

COMPOSIZIONE:
100% post-consumer recycled polyester,
including 50% SEAQUAL yarn

RESISTENZA AL FUOCO:
California Technical Bulletin 117 - 2013
BS 7176 Low Hazard
BS 7176 Medium Hazard with EnviroFlam5
ASTM E84 Class 1 or A (Un-adhered)

IMPATTO AMBIENTALE:

Certified to OEKO-TEX® Standard 100
Certified to Indoor Advantage™ "Gold"
Made from 100% post-consumer recycled polyester
Non metallic dyestuffs

CARATTERISTICHE

Oceanic è un tessuto nato dal desiderio di combattere l'inquinamento marino da plastica e ottenere un ambiente privo di sprechi. Da qui deriva il nome "Oceanic": il tessuto è creato interamente da plastica riciclata post-consumo, dai detriti che galleggiano scartati nei nostri mari, alle bottiglie gettate via e destinate alla discarica. Una piccola goccia nella missione di pulire sia la terra che il suo oceano, questo tessuto contemporaneo è un poliestere riciclato con uno scopo nobile: essere più sostenibile per il nostro pianeta.

MANUTENZIONE

Aspirare gli articoli regolarmente. Nel caso fosse necessario smacchiare il tessuto, procedere con un panno umido usando acqua e sapone neutro oppure con l'ausilio di un prodotto specifico per prodotti tappezzati. Per una pulizia più profonda, utilizzare un lavaggio a secco professionale. Testare sempre il metodo di pulizia scelto su un angolo nascosto del prodotto per verificare la resistenza del colore.

Materials Certifications

Tissu Oceanic

MARTINDALE: 135.000 cycles
COMPOSITION: 100% post-consumer recycled polyester, including 50% SEAQUAL yarn

FIRE RESISTANCE:

California Technical Bulletin 117 - 2013
BS 7176 Low Hazard
BS 7176 Medium Hazard with EnviroFlam5
ASTM E84 Class 1 or A (Un-adhered)

ENVIRONMENTAL:

Certified to OEKO-TEX® Standard 100
Certified to Indoor Advantage™ "Gold"
Made from 100% post-consumer recycled polyester
Non metallic dyestuffs

FEATURES:

Oceanic is a fabric born from the desire to combat marine plastic pollution and achieve a waste free environment. Hence the name "Oceanic": the fabric is created entirely from post-consumer recycled plastic - from debris floating discarded in our seas, to bottles thrown away and destined for landfill. One small drop in the mission to clean both the earth and its ocean, this contemporary fabric is a recycled polyester with a purpose: to be more sustainable for our planet.

MAINTENANCE

Vacuum regularly. If it is necessary to remove the stain from the fabric, proceed wipe with a damp cloth using neutral soap and water or use proprietary upholstery shampoo. For deeper cleaning use steam or professionally dry clean. Always test your chosen cleaning method on a hidden corner of the product to check the color fastness.

Materials Certifications

Tessuto Oceanic

MARTINDALE: 135.000 cycles
COMPOSITION: 100% post-consumer recycled polyester, including 50% SEAQUAL yarn

FIRE RESISTANCE:

California Technical Bulletin 117 - 2013
BS 7176 Low Hazard
BS 7176 Medium Hazard with EnviroFlam5
ASTM E84 Class 1 or A (Un-adhered)

ENVIRONMENTAL:

Certified to OEKO-TEX® Standard 100

Certified to Indoor Advantage™ “Gold”
Made from 100% post-consumer recycled polyester
Non metallic dyestuffs

FEATURES:

Oceanic is a fabric born from the desire to combat marine plastic pollution and achieve a waste free environment. Hence the name “Oceanic”: the fabric is created entirely from post-consumer recycled plastic - from debris floating discarded in our seas, to bottles thrown away and destined for landfill. One small drop in the mission to clean both the earth and its ocean, this contemporary fabric is a recycled polyester with a purpose: to be more sustainable for our planet.

MAINTENANCE:

Vacuum regularly. If it is necessary to remove the stain from the fabric, proceed wipe with a damp cloth using neutral soap and water or use proprietary upholstery shampoo. For deeper cleaning use steam or professionally dry clean. Always test your chosen cleaning method on a hidden corner of the product to check the color fastness.

Materials Certifications

Tessuto Remix 3

COMPOSIZIONE: 90% WO, 10% PA
MARTINDALE: 100.000 cicli

RESISTENZA AL FUOCO:

AS/NZS 1530.3
BS 5852 crib 5 with treatment
BS 5852 ignition source 3
BS 5852 part 1
IMO FTP Code 2010 Part 7 with treatment
IMO FTP Code 2010 Part 8
NF D 60 013
NFPA 260
SN 198 898 5.3 with treatment
UNI 9175 1IM
US Cal. Bull. 117-2013
EN 1021-1/2
AS/NZS 3837 class 2
ÖNORM B1/Q1
ASTM E84 Class A Unadhered
ASTM E84 Class A Adhered
GB 50222 B1 with treatment (Chinese)

CERTIFICAZIONI AMBIENTALI:

Greenguard Gold

Il tessuto Remix 3 è elegante e raffinato, caratterizzato da un'eccezionale profondità di colore: più lo si osserva da vicino, meglio si colgono i suoi dettagli e contrasti di colore. La trama presenta piccole onde minimaliste, che si formano grazie alla lavorazione di due diversi intrecci di filo: ognuno di essi può combinare fino a tre tonalità.

PULIZIA E MANUTENZIONE

Una pulizia regolare e importante per prolungare la durata del rivestimento e mantenerne inalterato l'aspetto. Polvere e sporcizia possono usurare il rivestimento e danneggiare la protezione ignifuga.

PULIZIA REGOLARE: aspirare con frequenza ad una potenza pari alla meta del dispositivo in uso, scegliendo un beccuccio liscio, senza spazzolare.

RIMOZIONE MACCHIE: in caso di macchie lievi pulire tempestivamente la superficie. Rimuovere i liquidi in eccesso o le parti dure dello sporco con un panno pulito, poi procedere sul residuo della macchia con un panno umido o con una soluzione di detergente neutro. Smacchiare partendo dal bordo della macchia muovendosi verso il centro di essa. Risciacquare poi con acqua. Lasciare asciugare evitando l'esposizione diretta alla luce del sole. Per le macchie localizzate e più ostinate, sciogliere tempestivamente la macchia con alcol etilico incolore diluito in acqua al 20%, tamponare e trattare successivamente con una soluzione di detergente neutro e risciacquare bene. Non usare candeggina e

prodotti a base di cloro.

Questi consigli sono raccomandazioni di pulizia e non garantiscono una completa rimozione delle macchie. In caso di macchie di grandi dimensioni, consigliamo di contattare un operatore specializzato nella pulizia di prodotti tappezzati.

Raccomandiamo di non esporre per un tempo prolungato gli articoli rivestiti in tinte chiare al contatto o allo sfregamento con capi di abbigliamento trattati con coloranti dalla scarsa solidità di tintura, in quanto i pigmenti di colore potrebbero penetrare nella superficie del tessuto senza poter più essere rimossi.

Consigliamo di testare sempre il metodo di pulizia su una parte nascosta dell'articolo per verificare la resistenza del colore.

I campioni colore sono da considerarsi indicativi per ciascun prodotto. Leggere differenze di colore tra una partita e l'altra sono da considerarsi normali.

Materials Certifications

Remix 3 fabric

COMPOSITION: 90% WO, 10% PA

MARTINDALE: 100.000 cycles

FIRE RESISTANCE:

AS/NZS 1530.3

BS 5852 crib 5 with treatment

BS 5852 ignition source 3

BS 5852 part 1

IMO FTP Code 2010 Part 7 with treatment

IMO FTP Code 2010 Part 8

NF D 60 013

NFPA 260

SN 198 898 5.3 with treatment

UNI 9175 1IM

US Cal. Bull. 117-2013

EN 1021-1/2

AS/NZS 3837 class 2

ÖNORM B1/Q1

ASTM E84 Class A Unadhered

ASTM E84 Class A Adhered

GB 50222 B1 with treatment (Chinese)

ENVIRONMENTAL CERTIFICATIONS:

Greenguard Gold

Remix 3 is an elegant upholstery textile distinguished by exceptional depth of color: it looks unicolored from a distance but reveals subtle details and color contrasts when viewed close-up. The textile features a tight, minimalistic weave, and derives its lively color play from a combination of two different mélange yarns, which each combine up to three hues.

CLEANING AND MAINTENANCE

Regular cleaning is important to extend the life of the coating, and keep its appearance unchanged. Dust and dirt can wear out the coating and damage the fire protection.

REGULAR CLEANING: vacuum frequently at a power equal to half the device in use, choosing a smooth spout, without brushing.

STAIN REMOVAL: in case of slight stains, promptly clean the surface. Remove excess liquids or hard parts of dirt with a clean cloth, then proceed on the residue of the stain with a damp cloth or a neutral soap solution. Remove the stain starting from the edge of the stain moving towards the center of it, then rinse with water. Let dry, avoiding direct exposure to sunlight. For localized and more persistent stains, promptly dissolve the stain with colorless ethyl alcohol diluted in 20% water, gently rub and then treat with a neutral soap solution, then rinse well. Do not use bleach. These tips are cleaning recommendations and do not guarantee complete stain removal. In case of large stains, we recommend contacting an operator specialized in upholstered products cleaning.

We recommend to not expose light colored upholstery for a prolonged time to garments treated with colors with poor dyeing fastness, as the color pigments could penetrate the surface of the fabric, without

being able to be removed.

We recommend to always test the cleaning method on a hidden part of the item to check the color resistance.

Colour samples are to be considered approximate for each product. Slight color differences between a lot and the other are to be considered normal.

Materials Certifications

Tissu Remix 3

COMPOSITION: 90% WO, 10% PA
MARTINDALE: 100.000 cycles

FIRE RESISTANCE:

AS/NZS 1530.3
BS 5852 crib 5 with treatment
BS 5852 ignition source 3
BS 5852 part 1
IMO FTP Code 2010 Part 7 with treatment
IMO FTP Code 2010 Part 8
NF D 60 013
NFPA 260
SN 198 898 5.3 with treatment
UNI 9175 1IM
US Cal. Bull. 117-2013
EN 1021-1/2
AS/NZS 3837 class 2
ÖNORM B1/Q1
ASTM E84 Class A Unadhered
ASTM E84 Class A Adhered
GB 50222 B1 with treatment (Chinese)

ENVIRONMENTAL CERTIFICATIONS:

Greenguard Gold

Remix 3 is an elegant upholstery textile distinguished by exceptional depth of color: it looks unicolored from a distance but reveals subtle details and color contrasts when viewed close-up. The textile features a tight, minimalistic weave, and derives its lively color play from a combination of two different mélange yarns, which each combine up to three hues.

CLEANING AND MAINTENANCE

Regular cleaning is important to extend the life of the coating, and keep its appearance unchanged. Dust and dirt can wear out the coating and damage the fire protection.

REGULAR CLEANING: vacuum frequently at a power equal to half the device in use, choosing a smooth spout, without brushing.

STAIN REMOVAL: in case of slight stains, promptly clean the surface. Remove excess liquids or hard parts of dirt with a clean cloth, then proceed on the residue of the stain with a damp cloth or a neutral soap solution. Remove the stain starting from the edge of the stain moving towards the center of it, then rinse with water. Let dry, avoiding direct exposure to sunlight. For localized and more persistent stains, promptly dissolve the stain with colorless ethyl alcohol diluted in 20% water, gently rub and then treat with a neutral soap solution, then rinse well. Do not use bleach. These tips are cleaning recommendations and do not guarantee complete stain removal. In case of large stains, we recommend contacting an operator specialized in upholstered products cleaning.

We recommend to not expose light colored upholstery for a prolonged time to garments treated with colors with poor dyeing fastness, as the color pigments could penetrate the surface of the fabric, without being able to be removed.

We recommend to always test the cleaning method on a hidden part of the item to check the color

resistance.

Colour samples are to be considered approximate for each product. Slight color differences between a lot and the other are to be considered normal.

Materials Certifications

Tissu Second

COMPOSITION: 70% VI - 30% LI
MARTINDALE 20.000 cycles

FIRE RESISTANCE:

Classe 1IM
EN 1021 Part.1-2
BS 5852 Crib 5
M1
Calif. Bull. 117 June 2013
IMO 307 (88) Part.8

Second fabric is made of 100% viscose and linen, natural fibers that guarantee the highest safety standards in terms of fireproofing. Without formaldehyde and substance derived from chlorine and bromine,

Second is 100% natural. In the presence of fire, Second fabric carbonizes and creates a protective wall around flames, without melting, with a resistance above 1000°C (1832°F). Its processing gives it a particular herringbone pattern.

CLEANING AND MAINTENANCE

Regular cleaning is important to extend the life of the coating, and keep its appearance unchanged. Dust and dirt can wear out the coating and damage the fire protection.

REGULAR CLEANING: vacuum frequently at a power equal to half the device in use, choosing a smooth spout, without brushing.

STAIN REMOVAL: in case of slight stains, promptly clean the surface. Remove excess liquids or hard parts of dirt with a clean cloth, then proceed on the residue of the stain with a damp cloth or a neutral soap solution. Remove the stain starting from the edge of the stain moving towards the center of it, then rinse with water. Let dry, avoiding direct exposure to sunlight. For localized and more persistent stains, promptly dissolve the stain with colorless ethyl alcohol diluted in 20% water, gently rub and then treat with a neutral soap solution, then rinse well. Do not use bleach.

These tips are cleaning recommendations and do not guarantee complete stain removal. In case of large stains, we recommend contacting an operator specialized in upholstered products cleaning.

We recommend to not expose light colored coating for a prolonged time to garments treated with colors with poor dyeing fastness, as the color pigments could penetrate the surface of the fabric, without being able to be removed.

We recommend to always test the cleaning method on a hidden part of the item to check the color resistance.

Colour samples are to be considered approximate for each product. Slight color differences between a lot and the other are to be considered normal.

Materials Certifications

Second fabric

COMPOSITION: 70% VI - 30% LI
MARTINDALE 20.000 cycles

FIRE RESISTANCE:

Classe 1IM
EN 1021 Part.1-2
BS 5852 Crib 5
M1

Second fabric is made of 100% viscose and linen, natural fibers that guarantee the highest safety standards in terms of fireproofing. Without formaldehyde and substance derived from chlorine and bromine,

Second is 100% natural. In the presence of fire, Second fabric carbonizes and creates a protective wall around flames, without melting, with a resistance above 1000°C (1832°F). Its processing gives it a particular herringbone pattern.

CLEANING AND MAINTENANCE

Regular cleaning is important to extend the life of the coating, and keep its appearance unchanged. Dust and dirt can wear out the coating and damage the fire protection.

REGULAR CLEANING: vacuum frequently at a power equal to half the device in use, choosing a smooth spout, without brushing.

STAIN REMOVAL: in case of slight stains, promptly clean the surface. Remove excess liquids or hard parts of dirt with a clean cloth, then proceed on the residue of the stain with a damp cloth or a neutral soap solution. Remove the stain starting from the edge of the stain moving towards the center of it, then rinse with water. Let dry, avoiding direct exposure to sunlight. For localized and more persistent stains, promptly dissolve the stain with colorless ethyl alcohol diluted in 20% water, gently rub and then treat with a neutral soap solution, then rinse well. Do not use bleach.

These tips are cleaning recommendations and do not guarantee complete stain removal. In case of large stains, we recommend contacting an operator specialized in upholstered products cleaning.

We recommend to not expose light colored coating for a prolonged time to garments treated with colors with poor dyeing fastness, as the color pigments could penetrate the surface of the fabric, without being able to be removed.

We recommend to always test the cleaning method on a hidden part of the item to check the color resistance.

Colour samples are to be considered approximate for each product. Slight color differences between a lot and the other are to be considered normal.

Materials Certifications

Tessuto Second

COMPOSIZIONE: 70% Viscosa - 30% Lino
MARTINDALE: 20.000 cicli

RESISTENZA AL FUOCO:

Classe 1IM
EN 1021 Part.1-2
BS 5852 Crib 5
M1
Calif. Bull. 117 June 2013
IMO 307 (88) Part.8

Il tessuto Second è composto dal 100% da viscosa e lino, fibre naturali che offrono i più alti standard di sicurezza in termini di ignifugità. Senza formaldeide e sostanze derivate da cloro e bromo, Second è un tessuto 100% naturale, non sintetico. In presenza di fuoco Second carbonizza e crea un muro protettivo attorno alla fiamma, senza sciogliere o colare con una resistenza superiore ai 1000°C. La sua lavorazione ne conferisce una particolare trama a spina di pesce.

PULIZIA E MANUTENZIONE

Una pulizia regolare è importante per prolungare la durata del rivestimento e mantenerne inalterato l'aspetto. Polvere e sporcizia possono usurare il rivestimento e danneggiare la protezione ignifuga.

PULIZIA REGOLARE: aspirare con frequenza ad una potenza pari alla metà del dispositivo in uso, scegliendo un beccuccio liscio, senza spazzolare.

RIMOZIONE MACCHIE: in caso di macchie lievi pulire tempestivamente la superficie. Rimuovere i liquidi

in eccesso o le parti dure dello sporco con un panno pulito, poi procedere sul residuo della macchia con un panno umido o con una soluzione di detergente neutro. Smacchiare partendo dal bordo della macchia muovendosi verso il centro di essa. Risciacquare poi con acqua. Lasciare asciugare evitando l'esposizione diretta alla luce del sole. Per le macchie localizzate e più ostinate, sciogliere tempestivamente la macchia con alcol etilico incolore diluito in acqua al 20%, tamponare e trattare successivamente con una soluzione di detergente neutro e risciacquare bene. Non usare candeggina e prodotti a base di cloro.

Questi consigli sono raccomandazioni di pulizia e non garantiscono una completa rimozione delle macchie. In caso di macchie di grandi dimensioni, consigliamo di contattare un operatore specializzato nella pulizia di prodotti tappezzati.

Raccomandiamo di non esporre per un tempo prolungato gli articoli rivestiti in tinte chiare al contatto o allo sfregamento con capi di abbigliamento trattati con coloranti dalla scarsa solidità di tintura, in quanto i pigmenti di colore potrebbero penetrare nella superficie del tessuto senza poter più essere rimossi. Consigliamo di testare sempre il metodo di pulizia su una parte nascosta dell'articolo per verificare la resistenza del colore.

I campioni colore sono da considerarsi indicativi per ciascun prodotto. Leggere differenze di colore tra una partita e l'altra sono da considerarsi normali.

Materials Certifications

Tissu Uniform Melange

COMPOSITION: 68% WO, 22% PA, 10% PL
MARTINDALE: 100.000 cycles

FIRE RESISTANCE:

AS/NZS 1530.3
AS/NZS 3837
BS 5852 crib 5 with treatment
BS 5852 part 1
IMO FTP Code 2010 Part 8
NFPA 260
US Cal. Bull. 117-2013
DIN 4102 B2
EN 1021-1/2 • ASTM E84 Class A Unadhered

ENVIRONMENTAL CERTIFICATIONS:

Greenguard Gold

Uniform Mélange is a versatile knitted upholstery fabric, characterized by its smooth and comfortable appearance. A polyester filling is inserted between the two knitted layers of the textile to create its volume, while the use of predominantly wool in the textile's knitted top layer provides a natural, dry handle.

CLEANING AND MAINTENANCE

Regular cleaning is important to extend the life of the coating, and keep its appearance unchanged. Dust and dirt can wear out the coating and damage the fire protection.

REGULAR CLEANING: vacuum frequently at a power equal to half the device in use, choosing a smooth spout, without brushing.

STAIN REMOVAL: in case of slight stains, promptly clean the surface. Remove excess liquids or hard parts of dirt with a clean cloth, then proceed on the residue of the stain with a damp cloth or a neutral soap solution. Remove the stain starting from the edge of the stain moving towards the center of it, then rinse with water. Let dry, avoiding direct exposure to sunlight. For localized and more persistent stains, promptly dissolve the stain with colorless ethyl alcohol diluted in 20% water, gently rub and then treat with a neutral soap solution, then rinse well. Do not use bleach.

These tips are cleaning recommendations and do not guarantee complete stain removal. In case of large stains, we recommend contacting an operator specialized in upholstered products cleaning.

We recommend to not expose light colored fabric for a prolonged time to garments treated with colors with poor dyeing fastness, as the color pigments could penetrate the surface of the fabric, without being able to be removed.

We recommend to always test the cleaning method on a hidden part of the item to check the color

resistance.

Colour samples are to be considered approximate for each product. Slight color differences between a lot and the other are to be considered normal.

Materials Certifications

Uniform Melange Fabric

COMPOSITION: 68% WO, 22% PA, 10% PL

MARTINDALE: 100.000 cycles

FIRE RESISTANCE:

AS/NZS 1530.3

AS/NZS 3837

BS 5852 crib 5 with treatment

BS 5852 part 1

IMO FTP Code 2010 Part 8

NFPA 260

US Cal. Bull. 117-2013

DIN 4102 B2

EN 1021-1/2 • ASTM E84 Class A Unadhered

ENVIRONMENTAL CERTIFICATIONS:

Greenguard Gold

Uniform Mélange is a versatile knitted upholstery fabric, characterized by its smooth and comfortable appearance. A polyester filling is inserted between the two knitted layers of the textile to create its volume, while the use of predominantly wool in the textile's knitted top layer provides a natural, dry handle.

CLEANING AND MAINTENANCE

Regular cleaning is important to extend the life of the coating, and keep its appearance unchanged. Dust and dirt can wear out the coating and damage the fire protection.

REGULAR CLEANING: vacuum frequently at a power equal to half the device in use, choosing a smooth spout, without brushing.

STAIN REMOVAL: in case of slight stains, promptly clean the surface. Remove excess liquids or hard parts of dirt with a clean cloth, then proceed on the residue of the stain with a damp cloth or a neutral soap solution. Remove the stain starting from the edge of the stain moving towards the center of it, then rinse with water. Let dry, avoiding direct exposure to sunlight. For localized and more persistent stains, promptly dissolve the stain with colorless ethyl alcohol diluted in 20% water, gently rub and then treat with a neutral soap solution, then rinse well. Do not use bleach.

These tips are cleaning recommendations and do not guarantee complete stain removal. In case of large stains, we recommend contacting an operator specialized in upholstered products cleaning.

We recommend to not expose light colored fabric for a prolonged time to garments treated with colors with poor dyeing fastness, as the color pigments could penetrate the surface of the fabric, without being able to be removed.

We recommend to always test the cleaning method on a hidden part of the item to check the color resistance.

Colour samples are to be considered approximate for each product. Slight color differences between a lot and the other are to be considered normal.

Materials Certifications

Tessuto Uniform Melange

COMPOSIZIONE: 68% WO, 22% PA, 10% PL

MARTINDALE: 100.000 cicli

RESISTENZA AL FUOCO - FIRE RESISTANCE

AS/NZS 1530.3
AS/NZS 3837
BS 5852 crib 5 with treatment
BS 5852 part 1
IMO FTP Code 2010 Part 8
NFPA 260
US Cal. Bull. 117-2013
DIN 4102 B2
EN 1021-1/2 • ASTM E84 Class A Unadhered

CERTIFICAZIONI AMBIENTALI:
Greenguard Gold

Il tessuto Uniform Melange è lavorato a maglia, versatile e caratterizzato dal suo aspetto morbido e comodo. Un'imbottitura di poliestere è inserita tra i due strati lavorati a maglia creando volume, mentre la lana inserita all'interno dello strato superiore dona un effetto naturale e al tatto molto piacevole.

PULIZIA E MANUTENZIONE

Una pulizia regolare è importante per prolungare la durata del rivestimento e mantenerne inalterato l'aspetto.

PULIZIA REGOLARE: aspirare con frequenza ad una potenza pari alla metà del dispositivo in uso, scegliendo un beccuccio liscio, senza spazzolare.

RIMOZIONE MACCHIE: in caso di macchie lievi pulire tempestivamente la superficie. Rimuovere i liquidi in eccesso o le parti dure dello sporco con un panno pulito, poi procedere sul residuo della macchia con un panno umido o con una soluzione di detergente neutro. Smacchiare partendo dal bordo della macchia muovendosi verso il centro di essa. Risciacquare poi con acqua. Lasciare asciugare evitando l'esposizione

diretta alla luce del sole. Per le macchie localizzate e più ostinate, sciogliere tempestivamente la macchia con alcol etilico incolore diluito in acqua al 20%, tamponare e trattare successivamente con una soluzione di detergente neutro e risciacquare bene. Non usare candeggina e prodotti a base di cloro.

Questi consigli sono raccomandazioni di pulizia e non garantiscono una completa rimozione delle macchie. In caso di macchie di grandi dimensioni, consigliamo di contattare un operatore specializzato nella pulizia di prodotti tappezzati. Raccomandiamo di non esporre per un tempo prolungato gli articoli rivestiti in tinte chiare al contatto o allo sfregamento con capi di abbigliamento trattati con coloranti dalla scarsa solidità di tintura, in quanto i pigmenti di colore potrebbero penetrare nella superficie del tessuto senza poter più essere rimossi.

Consigliamo di testare sempre il metodo di pulizia su una parte nascosta dell'articolo per verificare la resistenza del colore.

I campioni colore sono da considerarsi indicativi per ciascun prodotto. Leggere differenze di colore tra una partita e l'altra sono da considerarsi normali.

Materials Certifications

Tissu Visual

COMPOSITION: 100% PES FR
MARTINDALE: 60.000 cycles

FIRE RESISTANCE:

DIN 4102-1 B1
BS 5852-1 (source 0 and 1)
BS 5852 CRIB5
UNI 9175 classe 1 IM
EN 1021-1
EN 1021-2
IMO FTP CODE 2010

Visual is a knit fabric, made with FR polyester, bielastic and made with jacquard knitted looms. The slightly three-dimensional fabric construction, combined

with sound absorbing material, contributes to decreasing sound reverberation.

CLEANING AND MAINTENANCE

Regular cleaning is important to extend the life of the coating, and keep its appearance unchanged. Dust and dirt can wear out the coating and damage the fire protection.

REGULAR CLEANING: vacuum frequently, at a power equal to half the device in use, choosing a smooth spout, without brushing.

STAIN REMOVAL: in case of slight stains, promptly clean the surface. Remove excess liquids or hard parts of dirt with a clean cloth, then proceed on the residue of the stain with a damp cloth or a neutral soap solution. Remove the stain starting from the edge of the stain moving towards the center of it, then rinse with water. Let dry, avoiding direct exposure to sunlight. For localized and more persistent stains, promptly dissolve the stain with colorless ethyl alcohol diluted in 20% water, gently rub and then treat with a neutral soap solution, then rinse well. Do not use bleach. These tips are cleaning recommendations and do not guarantee complete stain removal. In case of large stains, we recommend contacting an operator specialized in upholstered products cleaning. We recommend to not expose light colored fabric for a prolonged time to garments treated with colors with poor dyeing fastness, as the color pigments could penetrate the surface of the fabric, without being able to be removed. We recommend to always test the cleaning method on a hidden part of the item to check the color resistance.

Colour samples are to be considered approximate for each product. Slight color differences between a lot and the other are to be considered normal.

Materials Certifications

Tessuto Visual

COMPOSIZIONE: 100% PES FR
MARTINDALE: 60.000 cicli

RESISTENZA AL FUOCO:
DIN 4102-1 B1
BS 5852-1 (source 0 and 1)
BS 5852 CRIB5
UNI 9175 classe 1 IM
EN 1021-1
EN 1021-2
IMO FTP CODE 2010

Visual è un tessuto di filato di poliestere FR, bielastico e realizzato con telai a maglia jacquard. La particolare trama leggermente tridimensionale, abbinata a materiale fonoassorbente, contribuisce alla riduzione del riverbero sonoro.

PULIZIA E MANUTENZIONE

Una pulizia regolare è importante per prolungare la durata del rivestimento e mantenerne inalterato l'aspetto. Polvere e sporcizia possono usurare il rivestimento e danneggiare la protezione ignifuga.

PULIZIA REGOLARE: aspirare con frequenza ad una potenza pari alla metà del dispositivo in uso, scegliendo un beccuccio liscio, senza spazzolare. **RIMOZIONE MACCHIE:** in caso di macchie lievi pulire tempestivamente la superficie. Rimuovere i liquidi in eccesso o le parti dure dello sporco con un panno pulito, poi procedere sul residuo della macchia con un panno umido o con una soluzione di detergente neutro. Smacchiare partendo dal bordo della macchia muovendosi verso il centro di essa. Risciacquare poi con acqua. Lasciare asciugare evitando l'esposizione diretta alla luce del sole. Per le macchie localizzate e più ostinate, sciogliere tempestivamente la macchia con alcol etilico incolore diluito in acqua al 20%, tamponare e trattare successivamente con una soluzione di detergente neutro e risciacquare bene. Non usare candeggina e prodotti a base di cloro.

Questi consigli sono raccomandazioni di pulizia e non garantiscono una completa rimozione delle macchie. In caso di macchie di grandi dimensioni, consigliamo di contattare un operatore specializzato nella pulizia di prodotti tappezzati.

Raccomandiamo di non esporre per un tempo prolungato gli articoli rivestiti in tinte chiare al contatto o

allo sfregamento con capi di abbigliamento trattati con coloranti dalla scarsa solidità di tintura, in quanto i pigmenti di colore potrebbero penetrare nella superficie del tessuto senza poter più essere rimossi. Consigliamo di testare sempre il metodo di pulizia su una parte nascosta dell'articolo per verificare la resistenza del colore.

I campioni colore sono da considerarsi indicativi per ciascun prodotto. Leggere differenze di colore tra una partita e l'altra sono da considerarsi normali.

Materials Certifications

Visual fabric

COMPOSITION: 100% PES FR
MARTINDALE: 60.000 cycles

FIRE RESISTANCE:
DIN 4102-1 B1
BS 5852-1 (source 0 and 1)
BS 5852 CRIB5
UNI 9175 classe 1 IM
EN 1021-1
EN 1021-2
IMO FTP CODE 2010

Visual is a knit fabric, made with FR polyester, bielastic and made with jacquard knitted looms. The slightly three-dimensional fabric construction, combined with sound absorbing material, contributes to decreasing sound reverberation.

CLEANING AND MAINTENANCE

Regular cleaning is important to extend the life of the coating, and keep its appearance unchanged. Dust and dirt can wear out the coating and damage the fire protection.

REGULAR CLEANING: vacuum frequently, at a power equal to half the device in use, choosing a smooth spout, without brushing.

STAIN REMOVAL: in case of slight stains, promptly clean the surface. Remove excess liquids or hard parts of dirt with a clean cloth, then proceed on the residue of the stain with a damp cloth or a neutral soap solution. Remove the stain starting from the edge of the stain moving towards the center of it, then rinse with water. Let dry, avoiding direct exposure to sunlight. For localized and more persistent stains, promptly dissolve the stain with colorless ethyl alcohol diluted in 20% water, gently rub and then treat with a neutral soap solution, then rinse well. Do not use bleach. These tips are cleaning recommendations and do not guarantee complete stain removal. In case of large stains, we recommend contacting an operator specialized in upholstered products cleaning. We recommend to not expose light colored fabric for a prolonged time to garments treated with colors with poor dyeing fastness, as the color pigments could penetrate the surface of the fabric, without being able to be removed. We recommend to always test the cleaning method on a hidden part of the item to check the color resistance.

Colour samples are to be considered approximate for each product. Slight color differences between a lot and the other are to be considered normal.

Materials Certifications

Tessuto Yoredale

MARTINDALE: 80.000 cicli
COMPOSIZIONE: 95% Wool, 3% Polyester, 2% Polyamide

RESISTENZA AL FUOCO:
EN 1021 - 1&2 (cigarette & match)

BS 7176 Low Hazard
ÖNORM B 3825 & A 3800-1 (58kg/m3 CMHR Foam)
UNI 9175 Classe 1 IM
BS 5852 Ignition Source 5 when FR treated
BS 7176 Medium Hazard when FR treated
The Furniture and Furnishing (Fire) (Safety)
Regulations 1988 (Domestic Cigarette and Match)
IMO FTP Code (Part 8)

IMPATTO AMBIENTALE:
Indoor Advantage™ “Gold”
Coloranti non metallici

CARATTERISTICHE

Il suo nome deriva dall'antico titolo di Wensleydale nel Regno Unito; Yoredale è un tessuto ricco di tradizione. Un tessuto altamente strutturato con ondulazioni che riflettono le sue radici dello Yorkshire, il suo affascinante filato in stile bouclé include un legante nero a contrasto, creando dettagli sottili all'interno della trama che aggiunge profondità ai suoi toni saturi. Tessuto in lana britannica, Yoredale è davvero senza tempo, fonde la sua ricca storia ad un fascino contemporaneo.

MANUTENZIONE

Aspirare gli articoli regolarmente. Nel caso fosse necessario smacchiare il tessuto, procedere con un panno umido usando acqua e sapone neutro oppure con l'ausilio di un prodotto specifico per prodotti tappezzati. Per una pulizia più profonda, utilizzare vapore o un lavaggio a secco professionale. Testare sempre il metodo di pulizia scelto su un angolo nascosto del prodotto per verificare la resistenza del colore.

Materials Certifications

Yoredale fabric

MARTINDALE: 80.000 cycles
COMPOSITION: 95% Wool, 3% Polyester, 2% Polyamide

FIRE RESISTANCE:

EN 1021 - 1&2 (cigarette & match)
BS 7176 Low Hazard
ÖNORM B 3825 & A 3800-1 (58kg/m3 CMHR Foam)
UNI 9175 Classe 1 IM
BS 5852 Ignition Source 5 when FR treated
BS 7176 Medium Hazard when FR treated
The Furniture and Furnishing (Fire) (Safety)
Regulations 1988 (Domestic Cigarette and Match)
IMO FTP Code (Part 8)

ENVIRONMENTAL:

Certified to Indoor Advantage™ “Gold”
Non metallic dyestuffs

FEATURES

Taking its name from the ancient title of Wensleydale in the UK, Yoredale is a fabric steeped in heritage. A highly textured textile with undulations reflective of its Yorkshire roots, its fascinating bouclé style yarn includes a contrasting black binder, creating subtle details within the weave that brings added depth to its saturated tones. Woven from British wool, Yoredale is truly timeless, blending its rich history with a contemporary appeal.

MAINTENANCE

Vacuum regularly. If it is necessary to remove the stain from the fabric, proceed wipe with a damp cloth using neutral soap and water or use proprietary upholstery shampoo. For deeper cleaning use steam or professionally dry clean. Always test your chosen cleaning method on a hidden corner of the product to check the color fastness.

Materials Certifications

Tissu Yoredale

MARTINDALE: 80.000 cycles
COMPOSITION: 95% Wool, 3% Polyester, 2% Polyamide

FIRE RESISTANCE:

EN 1021 - 1&2 (cigarette & match)
BS 7176 Low Hazard
ÖNORM B 3825 & A 3800-1 (58kg/m3 CMHR Foam)
UNI 9175 Classe 1 IM
BS 5852 Ignition Source 5 when FR treated
BS 7176 Medium Hazard when FR treated
The Furniture and Furnishing (Fire) (Safety)
Regulations 1988 (Domestic Cigarette and Match)
IMO FTP Code (Part 8)

ENVIRONMENTAL:

Certified to Indoor Advantage™ "Gold"
Non metallic dyestuffs

FEATURES

Taking its name from the ancient title of Wensleydale in the UK, Yoredale is a fabric steeped in heritage. A highly textured textile with undulations reflective of its Yorkshire roots, its fascinating bouclé style yarn includes a contrasting black binder, creating subtle details within the weave that brings added depth to its saturated tones. Woven from British wool, Yoredale is truly timeless, blending its rich history with a contemporary appeal.

MAINTENANCE

Vacuum regularly. If it is necessary to remove the stain from the fabric, proceed wipe with a damp cloth using neutral soap and water or use proprietary upholstery shampoo. For deeper cleaning use steam or professionally dry clean. Always test your chosen cleaning method on a hidden corner of the product to check the color fastness.

Materials Certifications

Velvet Superb

COMPOSITION: 100% PES FR
MARTINDALE: 25.000 cycles

FIRE RESISTANCE:

RESISTENZA AL FUOCO - FIRE RESISTANCE
UNI 8456 – 9174 classe 1
UNI 9175 classe 1IM
EN 1021-1
EN 1021-2
BS 5852 crib 5
DIN 4102 B1
NF P 92 503-507 M1
IMO FTP CODE 2010

Superb velvet is fire-resistant, of high quality and beauty. Its surface is made of a thick yet soft coat, in Trevira® polyester. The slightly matt look is suitable for any style, whether classic or contemporary.

CLEANING AND MAINTENANCE

Regular cleaning is important to extend the life of the coating, and keep its appearance unchanged. Dust and dirt can wear out the coating and damage the fire protection.

REGULAR CLEANING: vacuum frequently at a power equal to half the device in use, choosing a smooth spout, without brushing.

STAIN REMOVAL: in case of slight stains, promptly clean the surface. Remove excess liquids or hard parts of dirt with a clean cloth, then proceed on the residue of the stain with a damp cloth or a neutral soap solution. Remove the stain starting from the edge of the

stain moving towards the center of it, then rinse with water. Let dry, avoiding direct exposure to sunlight. For localized and more persistent stains, promptly dissolve the stain with colorless ethyl alcohol diluted in 20% water, gently rub and then treat with a neutral soap solution, then rinse well. Do not use bleach. These tips are cleaning recommendations and do not guarantee complete stain removal. In case of large stains, we recommend contacting an operator specialized in upholstered products cleaning. We recommend to not expose light colored coating for a prolonged time to garments treated with colors with poor dyeing fastness, as the color pigments could penetrate the surface of the velvet, without being able to be removed. We recommend to always test the cleaning method on a hidden part of the item to check the color resistance.

Colour samples are to be considered approximate for each product. Slight color differences between a lot and the other are to be considered normal.

Materials Certifications

Secret faux leather

COMPOSITION: 76% PVC - 2% PU 22% PES
MARTINDALE: 100.000 cycles

FIRE RESISTANCE:
UNI 9175 classe 1IM
EN 1021-1
EN 1021-2
BS 5852-1 cigarette test
BS 5852-1 match test
TB 117:2013

Secret is the Flukso® fireproof coating with a soft hand, similar to that of real leather. Secret has been designed to create soft upholstery for interiors. Its elastic rear structure in polyester allows it to adapt to the new geometries of furniture, ensuring resistance and durability over time.

CLEANING AND MAINTENANCE

Regular cleaning is important to extend the life of the coating, and keep its appearance unchanged. Dust and dirt can wear out the coating and damage the fire protection.

REGULAR CLEANING: vacuum frequently at a power equal to half the device in use, choosing a smooth spout, without brushing.

STAIN REMOVAL: in case of slight stains, promptly clean the surface. Remove excess liquids or hard parts of dirt with a clean cloth, then proceed on the residue of the stain with a damp cloth or a neutral soap solution. Remove the stain starting from the edge of the stain moving towards the center of it, then rinse with water. Let dry, avoiding direct exposure to sunlight. For localized and more persistent stains, promptly dissolve the stain with colorless ethyl alcohol diluted in 20% water, gently rub and then treat with a neutral soap solution, then rinse well. Do not use bleach.

These tips are cleaning recommendations and do not guarantee complete stain removal. In case of large stains, we recommend contacting an operator specialized in upholstered products cleaning. We recommend to not expose light colored coating for a prolonged time to garments treated with colors with poor dyeing fastness, as the color pigments could penetrate the surface of the faux leather, without being able to be removed. We recommend to always test the cleaning method on a hidden part of the item to check the color resistance.

Colour samples are to be considered approximate for each product. Slight color differences between a lot and the other are to be considered normal.

Materials Certifications

Vintage faux leather

COMPOSITION: 80% PVC; 2% PU; 18% PES

MARTINDALE: 50'000 cycles

FIRE RESISTANCE:

UNI 9175 classe 1IM

EN 1021-1

EN 1021-2

BS 5852-1 cigarette test

BS 5852-1 match test

Vintage is the faux leather by Flukso, a fire-resistant coated fabric in 'cloud effect' refined colours, created to dress upholstered furniture with timeless elegance.

The fabric surface is made using a microscopic texture which makes it similar to natural leather to the touch. Vintage features a special mesh fabric construction, slightly elastic, that makes it easily adaptable to the new modern shapes of upholstered furniture and guarantees long life. Soft, enveloping and fire resistant, this fabric adapts to contract or residential spaces.

CLEANING AND MAINTENANCE

Regular cleaning is important to extend the life of the coating, and keep its appearance unchanged. Dust and dirt can wear out the coating and damage the fire protection.

REGULAR CLEANING: vacuum frequently at a power equal to half the device in use, choosing a smooth spout, without brushing.

STAIN REMOVAL: in case of slight stains, promptly clean the surface. Remove excess liquids or hard parts of dirt with a clean cloth, then proceed on the residue of the stain with a damp cloth or a neutral soap solution. Remove the stain starting from the edge of the stain moving towards the center of it, then rinse with water. Let dry, avoiding direct exposure to sunlight. For localized and more persistent stains, promptly dissolve the stain with colorless ethyl alcohol diluted in 20% water, gently rub and then treat with a neutral soap solution, then rinse well. Do not use bleach.

These tips are cleaning recommendations and do not guarantee complete stain removal. In case of large stains, we recommend contacting an operator specialized in upholstered products cleaning.

We recommend to not expose light colored coating for a prolonged time to garments treated with colors with poor dyeing fastness, as the color pigments could penetrate the surface of the faux leather, without being able to be removed.

We recommend to always test the cleaning method on a hidden part of the item to check the color resistance.

Colour samples are to be considered approximate for each product. Slight color differences between a lot and the other are to be considered normal.

Materials Certifications

Fiore leather

COMPOSITION: 100% leather

FIRE RESISTANCE:

CAL TB-117 (2013, Sec. 1)

BS 5852:1979

BS EN 1021-1-2:2006

Fiore leather is a natural product and this is why it can show signs such as wrinkles, veining and scars that indicate the animal origin of the product. These signs, together with slightly color differences, are distinctive elements that enhance its beauty and distinguish it from faux leather or other artificial products. Fiore

is a bovine leather from animals of European origin, finished with water-based dyeing with resins and pigments. Fiore leather has the ability of improving with time and use, both in softness and shine.

Dust the leather product regularly with a soft and dry cloth. In case of stains, rub the affected area with a soft and clean cloth, moistened with water or to use a light solution of water and mild soap, to be applied

gently with a wet cloth. Move the cloth in a circular direction, starting from edges of the stain towards the center. Rinse well with a damp cloth. Dry immediately after treatment. Avoid direct sunlight and exposure to heat sources.

We recommend that you always test the cleaning method on a hidden part of the item to check the resistance of the color.

These tips are cleaning recommendations and do not guarantee complete stain removal. In case of large stains, we recommend contacting an operator specialized in upholstered products cleaning.

Colour samples are to be considered approximate for each product. Slight color differences between a lot and the other are to be considered normal.

Materials Certifications

Vintage leather

FIRE RESISTANCE:

BS 5852 : 1979

BS EN 1021-1-2 : 2006

Vintage leather is a natural product and this is why it can show signs such as wrinkles, veining and scars that indicate the animal origin of the product. These signs, together with slightly color differences, are distinctive elements that enhance its beauty and distinguish it from faux leather or other artificial products. Vintage is a bovine leather from animals of European origin. This product is obtained starting from Nabuck leather, which is slightly equalized with aniline, and hand abraded to give an aged effect. The hand is very warm and silky.

CLEANING AND MAINTENANCE

Dust the leather product regularly with a soft and dry cloth. In case of stains, rub the affected area with a soft and clean cloth, moistened with water or use a light solution of water and mild soap, to be applied gently with a wet cloth. Move the cloth in a circular direction, starting from edges of the stain towards the center. Rinse well with a damp cloth. Dry immediately after treatment. Avoid direct sunlight and exposure to heat sources.

We recommend that you always test the cleaning method on a hidden part of the item to check the resistance of the color.

These tips are cleaning recommendations and do not guarantee complete stain removal. In case of large stains, we recommend contacting an operator specialized in upholstered products cleaning.

Colour samples are to be considered approximate for each product. Slight color differences between a lot and the other are to be considered normal.