

# MIDJ

## Calla P65 M PP Stool

design Fabrizio Batoni, 2019



Calla fixed stool with four legs base in lacquered metal and polypropylene shell.

Optional: cushion upholstered in fabric, leather or faux leather.


The stool in the version with polypropylene shell is also available in the version for outdoor use.

### Colors and Materials

#### Structure




Papaya orange steel



Light blue metal



White steel



White pearl metal



Ocean blue steel



Blue turquoise metal




Blue sapphire metal



Bronze metal



Sand steel



Fango steel



Golden yellow metal



Pastel yellow steel




Grafite metal



Ash grey metal



Light grey steel



Brown steel



Black steel




Ocher steel




Facepowder pink metal



Red steel



Bulgaro red metal




Cherry red metal



Pine green steel



Sage green metal



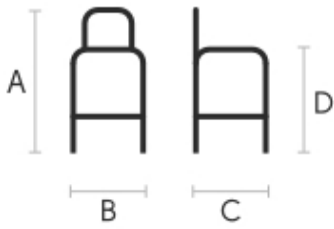
Dark green metal

## Coating

## Polypropylene

11 Colors

## Dimensions



A	B	C	D	E
(cm)	(cm)	(cm)	(cm)	(cm)
(inch)	(inch)	(inch)	(inch)	(inch)
97	51	55	66	88
38.2	20.1	21.7	26	34.6

## Materials Certifications

### White pearl metal

The technologies used in the previous phase of powder coating play a fundamental role in the final result of the processing. They are in fact essential to increase adherence paint on the metal surface and then guarantee its duration over time. The metal frames, following a total cleaning of the surface, pass through chemical conversion processes, creating a compact base that allows for better adhesion of the subsequent treatment. In the last phase the object subjected to the powder coating process is placed in a polymerization oven, going to form an adherent and extremely tight layer durable. This particular paint job is ideal for outdoor use.

To clean the surface, use a damp microfiber cloth with neutral soap or specific metal cleaning products. Avoid hitting or rubbing the surface with sharp objects. Do not use scourers or other abrasive materials, since they would inevitably scratch the surface. Do not leave rusty iron objects on the surface for too long.

These surface treatments are not suitable for outdoor use, but they guarantee excellent resistance to frequent use, dirt and dust.

## Materials Certifications

### Blue turquoise metal

The technologies used in the previous phase of powder coating play a fundamental role in the final result of the processing. They are in fact essential to increase adherence paint on the metal surface and then guarantee its duration over time. The metal frames, following a total cleaning of the surface, pass through chemical conversion processes, creating a compact base that allows for better adhesion of the subsequent treatment. In the last phase the object subjected to the powder coating process is placed in a polymerization oven, going to form an adherent and extremely tight layer durable. This particular paint job is ideal for outdoor use.

To clean the surface, use a damp microfiber cloth with neutral soap or specific metal cleaning products. Avoid hitting or rubbing the surface with sharp objects. Do not use scourers or other abrasive materials,

since they would inevitably scratch the surface. Do not leave rusty iron objects on the surface for too long.

These surface treatments are not suitable for outdoor use, but they guarantee excellent resistance to frequent use, dirt and dust.

---

## Materials Certifications

### Blue sapphire metal

The technologies used in the previous phase of powder coating play a fundamental role in the final result of the processing. They are in fact essential to increase adherence paint on the metal surface and then guarantee its duration over time. The metal frames, following a total cleaning of the surface, pass through chemical conversion processes, creating a compact base that allows for better adhesion of the subsequent treatment. In the last phase the object subjected to the powder coating process is placed in a polymerization oven, going to form an adherent and extremely tight layer durable. This particular paint job is ideal for outdoor use.

To clean the surface, use a damp microfiber cloth with neutral soap or specific metal cleaning products. Avoid hitting or rubbing the surface with sharp objects. Do not use scourers or other abrasive materials, since they would inevitably scratch the surface. Do not leave rusty iron objects on the surface for too long.

These surface treatments are not suitable for outdoor use, but they guarantee excellent resistance to frequent use, dirt and dust.

---

## Materials Certifications

### Dark green metal

The technologies used in the previous phase of powder coating play a fundamental role in the final result of the processing. They are in fact essential to increase adherence paint on the metal surface and then guarantee its duration over time. The metal frames, following a total cleaning of the surface, pass through chemical conversion processes, creating a compact base that allows for better adhesion of the subsequent treatment. In the last phase the object subjected to the powder coating process is placed in a polymerization oven, going to form an adherent and extremely tight layer durable. This particular paint job is ideal for outdoor use.

To clean the surface, use a damp microfiber cloth with neutral soap or specific metal cleaning products. Avoid hitting or rubbing the surface with sharp objects. Do not use scourers or other abrasive materials, since they would inevitably scratch the surface. Do not leave rusty iron objects on the surface for too long.

These surface treatments are not suitable for outdoor use, but they guarantee excellent resistance to frequent use, dirt and dust.

---

## Materials Certifications

### Polypropylene

Polypropylene is a resistant, non-toxic, odorless, heat resistant and easy to clean plastic material. It is also suitable for outdoor use. Our polypropylene is a material reinforced with glass fiber: an option with excellent mechanical properties that allows the product to be solid and resistant. This material has a marked resistance to fading: a treatment with UV stabilizer and AS antistatic protection works to prolong the beauty of the product by slowing the fading process. However, by exposing the chair to the sun and atmospheric agents for very long periods, the color can undergo alterations. As a thermoplastic material, it is 100% recyclable.

#### CLEANING AND MAINTENANCE

Polypropylene seats are easy to clean, and do not require the use of specific products, except in the case of stubborn and hard to remove stains. For simple and effective cleaning, use a microfiber cloth soaked in water or a solution of water and neutral soap. In case of stubborn stains, it is possible to act directly on them with a neutral detergent, always with the help of a microfiber cloth. Then rinse with water. Avoid abrasive sponges, stain removers and granular cleaners that could scratch the surface. If using a chlorine-based cleaner, rinse and do not dry in direct sunlight.

These tips are cleaning recommendations and do not guarantee complete stain removal.

We recommend that you always test the cleaning method on a hidden part of the item to check the resistance of the material.