

MIDJ

Trampoliere H54 ø50 Coffee Table

design Roberto Paoli, 2013

Trampoliere coffee table with three-star base in metal. Top in melamine or HPL.

Available in three variants: H34 Ø70, H44 Ø60, H54 Ø50.




Colors and Materials

Structure




White steel




Black steel



Sand steel



Brown steel



Grafite metal



Pastel yellow steel



Light blue metal




Ocean blue steel



Bronze metal



Fango steel




Light grey steel



Ocher steel




Facepowder pink metal



Red steel




Sage green metal




Papaya orange steel




Golden yellow metal



Ash grey metal




Bulgaro red metal



Cherry red metal



Pine green steel




Dark green metal

Top



Melamine



White hpl black core




Black hpl



Hpl grigio cemento



Hpl corten



White hpl white core

4 Colors

Dimensions



	A (cm) (inch)	B (cm) (inch)	C (cm) (inch)
Trampoliere H54 (cm) (inch)	54 21.3	50 19.7	50 19.7
Trampoliere H34 (cm) (inch)	34 13.4	70 27.6	70 27.6
Trampoliere H44 (cm) (inch)	44 17.3	60 23.6	60 23.6

Volumetric Details

Weight 14.5 Kg

Volume 0.15 mc

Package 2

Materials Certifications

Dark green metal

The technologies used in the previous phase of powder coating play a fundamental role in the final result of the processing. They are in fact essential to increase adherence paint on the metal surface and then guarantee its duration over time. The metal frames, following a total cleaning of the surface, pass through chemical conversion processes, creating a compact base that allows for better adhesion of the subsequent treatment. In the last phase the object subjected to the powder coating process is placed in a polymerization oven, going to form an adherent and extremely tight layer durable. This particular paint job is ideal for outdoor use.

To clean the surface, use a damp microfiber cloth with neutral soap or specific metal cleaning products. Avoid hitting or rubbing the surface with sharp objects. Do not use scourers or other abrasive materials, since they would inevitably scratch the surface. Do not leave rusty iron objects on the surface for too long.

These surface treatments are not suitable for outdoor use, but they guarantee excellent resistance to frequent use, dirt and dust.