

MIDJ

Ola CT 45 Coffee Table

design Paolo Vernier, 2016

Ola coffee table with legs and top in lacquered metal or with industrial effect.

Suitable for outdoor use.




Colors and Materials

Structure




White steel




Black steel




Sand steel




Brown steel



Grafite metal



Industrial steel



Papaya orange steel



Light blue metal



Ocean blue steel



Bronze metal




Fango steel



Golden yellow metal



Pastel yellow steel



Ash grey metal



Light grey steel




Ocher steel




Facepowder pink metal



Red steel



Bulgaro red metal




Cherry red metal



Pine green steel




Sage green metal



Dark green metal


Coating




White steel




Black steel




Sand steel




Brown steel




Grafite metal



Industrial steel



Papaya orange steel




Light blue metal



Ocean blue steel



Bronze metal



Fango steel



Golden yellow metal



Pastel yellow steel



Ash grey metal



Light grey steel




Ocher steel




Facepowder pink metal



Red steel



Bulgaro red metal




Cherry red metal



Pine green steel

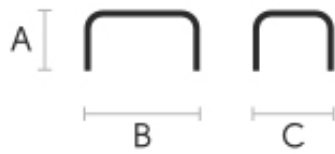


Sage green metal



Dark green metal

Dimensions



	A (cm) (inch)	B (cm) (inch)	C (cm) (inch)
Ola CT 45 (cm) (inch)	45 17.7	45 17.7	47 18.5
Ola CT 105 (cm) (inch)	50 19.7	105 41.3	44 17.3

Volumetric Details

Weight 6 Kg
Volume 0.11 mc
Package 1

Materials Certifications

Dark green metal

The technologies used in the previous phase of powder coating play a fundamental role in the final result of the processing. They are in fact essential to increase adherence paint on the metal surface and then guarantee its duration over time. The metal frames, following a total cleaning of the surface, pass through chemical conversion processes, creating a compact base that allows for better adhesion of the subsequent treatment. In the last phase the object subjected to the powder coating process is placed in a polymerization oven, going to form an adherent and extremely tight layer durable. This particular paint job is ideal for outdoor use.

To clean the surface, use a damp microfiber cloth with neutral soap or specific metal cleaning products. Avoid hitting or rubbing the surface with sharp objects. Do not use scourers or other abrasive materials, since they would inevitably scratch the surface. Do not leave rusty iron objects on the surface for too long.

These surface treatments are not suitable for outdoor use, but they guarantee excellent resistance to frequent use, dirt and dust.

Materials Certifications

Dark green metal

The technologies used in the previous phase of powder coating play a fundamental role in the final result of the processing. They are in fact essential to increase adherence paint on the metal surface and then guarantee its duration over time. The metal frames, following a total cleaning of the surface, pass through chemical conversion processes, creating a compact base that allows for better adhesion of the subsequent treatment. In the last phase the object subjected to the powder coating process is placed in a polymerization oven, going to form an adherent and extremely tight layer durable. This particular paint job is ideal for outdoor use.

To clean the surface, use a damp microfiber cloth with neutral soap or specific metal cleaning products. Avoid hitting or rubbing the surface with sharp objects. Do not use scourers or other abrasive materials, since they would inevitably scratch the surface. Do not leave rusty iron objects on the surface for too long.

These surface treatments are not suitable for outdoor use, but they guarantee excellent resistance to frequent use, dirt and dust.