

MIDJ

Apelle Collection

design Beatriz Sempere — 2013



Apelle collection, designed by **Beatriz Sempere** - <https://www.midj.com/products/designers/beatriz-sempere>, is a collection characterized by soft and enveloping shapes that enrich the spaces of contract and home projects, satisfying both classic and modern aesthetics.

Apelle is crafted from metal and leather of very high resistance and quality: high-end materials guarantee the necessary flexibility, while meeting high production requirements.

The collection includes chair, armchair, waiting area chair, rocking chair, coffee table, stool, chaise longue, and coat rack.

Apelle S M CU Chair



Colors and Materials

Structure

White steel, Black steel, Sand steel, Brown steel, Grafite metal, Industrial steel, Fango steel, Bronze metal, Pastel yellow steel, Ocher steel, Red steel, Sage green metal, Light blue metal, Ocean blue steel, Light grey steel, Facepowder pink metal, Papaya orange steel, Ash grey metal, Golden yellow metal, Bulgaro red metal, Cherry red metal, Pine green steel, Dark green metal, Chrome, Pink Gold, Golden champagne, Black Nickel, Matt black nickel, Golden bronze, Matt golden bronze

Coating

Hide (18 Colors), Tuscan hide (6 Colors)

Dimensions



A (cm)	B (cm)	C (cm)	D (cm)
(inch)	(inch)	(inch)	(inch)
80	51	55	46
31.5	20.1	21.7	18.1

Volumetric Details

Weight 7 Kg

Volume 0.27 mc

Package 1

Apelle AT M CU Lounge Chair



Colors and Materials

Structure

White steel, Black steel, Sand steel, Brown steel, Grafite metal, Industrial steel, Fango steel, Bronze metal, Pastel yellow steel, Ocher steel, Red steel, Sage green metal, Light blue metal, Ocean blue steel, Light grey steel, Facepowder pink metal, Chrome, Pink Gold, Black Nickel, Golden bronze, Papaya orange steel, Ash grey metal, Golden yellow metal, Bulgaro red metal, Cherry red metal, Pine green steel, Dark green metal, Golden champagne, Matt golden bronze, Matt black nickel

Coating

Hide (18 Colors), Tuscan hide (6 Colors)

Dimensions



A (cm)	B (cm)	C (cm)	D (cm)
(inch)	(inch)	(inch)	(inch)
82	79	73	40
32.3	31.1	28.7	15.8

Volumetric Details

Weight 10 Kg
Volume 0.54 mc
Package 1

Apelle DNB M CU Lounge Chair



Colors and Materials

Structure

White steel, Black steel, Sand steel, Brown steel, Grafite metal, Industrial steel, Fango steel, Métal bronze, Métal jaune pastel, Métal ocre, Red steel, Sage green metal, Light blue metal, Ocean blue steel, Light grey steel, Facepowder pink metal, Papaya orange steel, Bronze metal, Ash grey metal, Golden yellow metal, Chrome, Pastel yellow steel, Ocher steel, Bulgaro red metal, Cherry red metal, Pine green steel, Dark green metal

Coating

Hide (18 Colors), Tuscan hide (6 Colors)

Dimensions



A (cm)	B (cm)	C (cm)	D (cm)
(inch)	(inch)	(inch)	(inch)
80	80	86	40
31.5	31.5	33.9	15.8

Volumetric Details

Weight 10.5 Kg

Volume 0.63 mc

Package 1

Apelle P M CU Armchair



Colors and Materials

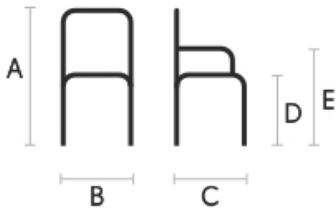
Structure

White steel, Black steel, Sand steel, Brown steel, Grafite metal, Industrial steel, Fango steel, Bronze metal, Pastel yellow steel, Ocher steel, Red steel, Sage green metal, Light blue metal, Ocean blue steel, Light grey steel, Facepowder pink metal, Chrome, Pink Gold, Black Nickel, Golden bronze, Papaya orange steel, Ash grey metal, Golden yellow metal, Bulgaro red metal, Cherry red metal, Pine green steel, Dark green metal, Matt golden bronze, Matt black nickel, Golden champagne

Coating

Hide (18 Colors), Tuscan hide (6 Colors)

Dimensions



A (cm)	B (cm)	C (cm)	D (cm)	E (cm)
(inch)	(inch)	(inch)	(inch)	(inch)
80	59	54	46	60/67
31.5	23.2	21.3	18.1	23.6/26.4

Volumetric Details

Weight 9 Kg

Volume 0.30 mc

Package 1

Apelle DS CU Chair



Colors and Materials

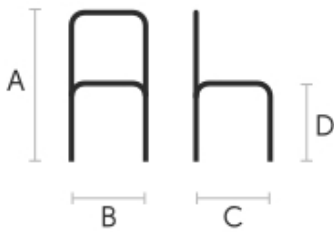
Structure

White steel, Black steel, Sand steel, Brown steel, Grafite metal, Industrial steel, Fango steel, Bronze metal, Pastel yellow steel, Ocher steel, Red steel, Sage green metal, Light blue metal, Ocean blue steel, Light grey steel, Facepowder pink metal

Coating

Hide (18 Colors), Tuscan hide (6 Colors)

Dimensions



A (cm)	B (cm)	C (cm)	D (cm)
(inch)	(inch)	(inch)	(inch)
84	53	56	47
33.1	20.9	22.1	18.5

Volumetric Details

Weight 10.5 Kg

Volume 0.31 mc

Package 1

Apelle DP CU Armchair



Colors and Materials

Structure

Black steel, White steel, Sand steel, Brown steel, Grafite metal, Industrial steel, Fango steel, Bronze metal, Pastel yellow steel, Ocher steel, Light blue metal, Ocean blue steel, Light grey steel, Facepowder pink metal, Papaya orange steel, Golden yellow metal, Red steel, Bulgaro red metal, Cherry red metal, Pine green steel, Sage green metal, Dark green metal

Coating

Hide (18 Colors), Tuscan hide (6 Colors)

Dimensions



A	B	C	D	E
(cm)	(cm)	(cm)	(cm)	(cm)
(inch)	(inch)	(inch)	(inch)	(inch)
84	60	55	43	65
33.1	23.6	21.7	16.9	25.6

Volumetric Details

Weight 11 Kg
Volume 0.33 mc
Package 1

Apelle H65 M CU Stool



Colors and Materials

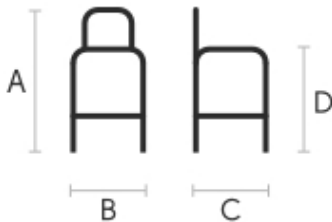
Structure

Papaya orange steel, Light blue metal, White steel, Ocean blue steel, Bronze metal, Ash grey metal, Sand steel, Fango steel, Golden yellow metal, Pastel yellow steel, Light grey steel, Brown steel, Black steel, Ocher steel, Facepowder pink metal, Red steel, Bulgaro red metal, Cherry red metal, Pine green steel, Sage green metal, Dark green metal, Golden champagne, Pink Gold, Golden bronze, Matt golden bronze, Black Nickel, Matt black nickel

Coating

Hide (18 Colors)

Dimensions



A (cm)	B (cm)	C (cm)	D (cm)
(inch)	(inch)	(inch)	(inch)
91	51	51	65
35.8	20.1	20.1	25.6

Volumetric Details

Weight 8.5 Kg
Volume 0.29 mc
Package 1

Apelle H75 M CU Stool



Colors and Materials

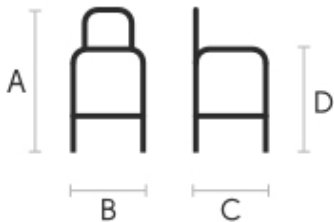
Structure

White steel, Black steel, Sand steel, Brown steel, Grafite metal, Industrial steel, Fango steel, Bronze metal, Pastel yellow steel, Ocher steel, Red steel, Sage green metal, Light blue metal, Ocean blue steel, Light grey steel, Facepowder pink metal, Chrome, Pink Gold, Black Nickel, Papaya orange steel, Ash grey metal, Golden yellow metal, Bulgaro red metal, Cherry red metal, Pine green steel, Dark green metal, Golden bronze, Matt golden bronze, Matt black nickel, Golden champagne

Coating

Hide (18 Colors), Tuscan hide (6 Colors)

Dimensions



A (cm)	B (cm)	C (cm)	D (cm)
101	51	51	75
39.8	20.1	20.1	29.5

Volumetric Details

Weight 9 Kg

Volume 0.31 mc

Package 1

Apelle Jump Stool



Colors and Materials

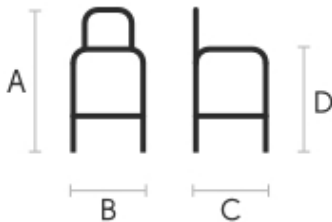
Structure

White steel, Black steel, Sand steel, Brown steel, Grafite metal, Industrial steel, Fango steel, Bronze metal, Pastel yellow steel, Ocher steel, Red steel, Sage green metal, Light blue metal, Ocean blue steel, Facepowder pink metal, Light grey steel, Pink Gold, Black Nickel, Golden bronze

Coating

Hide (18 Colors), Tuscan hide (6 Colors), Mirage fabric (15 Colors), Cotton Club fabric (14 Colors), Secret faux leather (23 Colors), Vintage faux leather (12 Colors), Fenix Wool fabric (16 Colors), Visual fabric (13 Colors), Main Line Flax fabric (16 Colors), Second fabric (11 Colors), Velvet Superb (15 Colors), Fiore leather (21 Colors), Vintage leather (8 Colors), Tessuto Oceanic (13 Colors), Manhattan fabric (13 Colors), Yoredale fabric (14 Colors)

Dimensions



	A (cm) (inch)	B (cm) (inch)	C (cm) (inch)
J45 (cm) (inch)	47 18.5	42 16.5	42 16.5
J65 (cm) (inch)	66 26	44 17.3	41 16.1
J75 (cm) (inch)	76 29.9	42 16.5	40 15.7

Volumetric Details

Weight 4 / 5 / 6 Kg

Volume 0.10/0.18 mc

Package 1

Apelle CL M CU Lounge Chair



Colors and Materials

Structure

White steel, Black steel, Sand steel, Brown steel, Grafite metal, Industrial steel, Fango steel, Bronze metal, Pastel yellow steel, Ocher steel, Red steel, Sage green metal, Light blue metal, Ocean blue steel, Light grey steel, Facepowder pink metal, Chrome, Pink Gold, Golden bronze, Golden champagne, Matt golden bronze, Matt black nickel

Coating

Hide (18 Colors), Tuscan hide (6 Colors)

Dimensions



A (cm)	B (cm)	C (cm)	D (cm)
94	56	140	34
37	22.1	55.1	13.4

Volumetric Details

Weight 20 Kg
Volume 0.85 mc
Package 1

Apelle CT Coffee Table



Colors and Materials

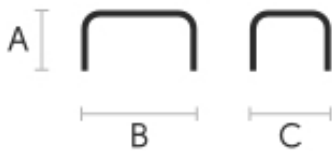
Structure

White steel, Black steel, Sand steel, Brown steel, Grafite metal, Papaya orange steel, Light blue metal, Ocean blue steel, Bronze metal, Fango steel, Golden yellow metal, Pastel yellow steel, Ash grey metal, Light grey steel, Ocher steel, Facepowder pink metal, Red steel, Bulgaro red metal, Cherry red metal, Pine green steel, Sage green metal, Dark green metal, Golden bronze, Matt golden bronze, Black Nickel, Matt black nickel, Golden champagne, Pink Gold

Top

Hide (18 Colors), Tuscan hide (6 Colors)

Dimensions



	A (cm) (inch)	B (cm) (inch)	C (cm) (inch)
Apelle CT	49	39	37
(cm)	19.3	15.4	14.6
(inch)			

Volumetric Details

Weight 7 Kg

Volume 0.09 mc

Package 1

Apelle Trio Coffee Table



Colors and Materials

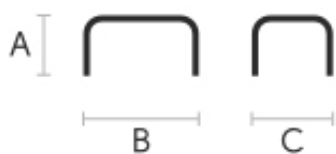
Structure

White steel, Black steel, Sand steel, Brown steel, Grafite metal, Fango steel, Bronze metal, Pastel yellow steel, Ocher steel, Red steel, Sage green metal, Light blue metal, Ocean blue steel, Light grey steel, Facepowder pink metal, Papaya orange steel, Golden yellow metal, Ash grey metal, Bulgaro red metal, Cherry red metal, Pine green steel, Dark green metal, Golden bronze, Matt golden bronze, Golden champagne, Pink Gold, Black Nickel, Matt black nickel

Top

Hide (18 Colors), Tuscan hide (6 Colors), Lead ceramic, Charcoal savoia ceramic, Cement Savoia Ceramic, Matt emperador marble ceramic, Oxide white ceramic, Corten ceramic, Lime white ceramic, Glossy white calacatta ceramic, Glossy greek marble ceramic, Noir desir glossy marble ceramic, Matt calacatta marble ceramic, Tinos green matt marble ceramic, Noir desir matt marble ceramic

Dimensions



Volumetric Details

Weight 15 Kg

Volume 0.25 mc

Package 1

	A (cm) (inch)	B (cm) (inch)	C (cm) (inch)
Apelle TRIO (cm) (inch)	55 21.7	71 28	62 24.4

Apelle Chic Coffee Table



Colors and Materials

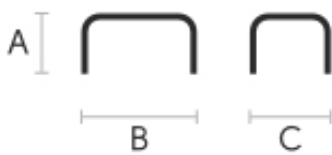
Structure

White steel, Black steel, Sand steel, Brown steel, Grafite metal, Papaya orange steel, Light blue metal, Ocean blue steel, Bronze metal, Fango steel, Golden yellow metal, Pastel yellow steel, Ash grey metal, Light grey steel, Ocher steel, Facepowder pink metal, Red steel, Bulgaro red metal, Cherry red metal, Pine green steel, Sage green metal, Dark green metal, Golden bronze, Matt golden bronze, Black Nickel, Matt black nickel, Pink Gold, Golden champagne

Top

Hide (18 Colors), Tuscan hide (6 Colors), Lead ceramic, Cement Savoia Ceramic, Charcoal savoia ceramic, Matt emperador marble ceramic, Corten ceramic, Lime white ceramic, Glossy white calacatta ceramic, Glossy greek marble ceramic, Noir desir glossy marble ceramic, Matt calacatta marble ceramic, Tinos green matt marble ceramic, Noir desir matt marble ceramic

Dimensions



	A (cm)	B (cm)	C (cm)
	(inch)	(inch)	(inch)
H43 (cm)	43	42	40
(inch)	16.9	16.5	15.7
H63 (cm)	63	45	40
(inch)	24.8	17.7	15.7
H73 (cm)	73	47	42
(inch)	28.7	18.5	16.5

Volumetric Details

Weight 7,5 Kg

Volume 0,15 mc

Package 1

Apelle TREE



Colors and Materials

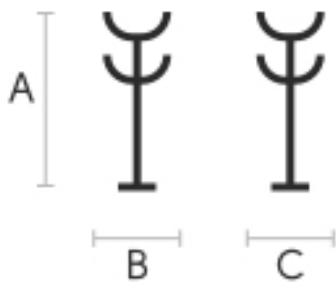
Structure

White steel, Black steel, Sand steel, Brown steel, Grafite metal, Fango steel, Bronze metal, Pastel yellow steel, Ocher steel, Red steel, Sage green metal, Light blue metal, Ocean blue steel, Light grey steel, Facepowder pink metal, Papaya orange steel, Golden yellow metal, Ash grey metal, Bulgaro red metal, Cherry red metal, Pine green steel, Dark green metal, Golden bronze, Matt golden bronze, Golden champagne, Pink Gold, Noir nickel, Matt black nickel

Coating

TK Hide (13 Colors), Tuscan hide (6 Colors)

Dimensions



A (cm)	B (cm)	C (cm)
(inch)	(inch)	(inch)
176	35	36
69.3	13.8	14.2

Volumetric Details

Weight 9 Kg

Volume 0.06 mc

Package 2

Apelle bookcase



Colors and Materials

Structure

White steel, Sand steel, Pastel yellow steel, Grafite metal, Black steel, Light blue metal, Ocean blue steel, Bronze metal, Fango steel, Light grey steel, Brown steel, Ocher steel, Facepowder pink metal, Red steel, Sage green metal, Black Nickel, Papaya orange steel, Golden yellow metal, Ash grey metal, Bulgaro red metal, Cherry red metal, Pine green steel, Dark green metal

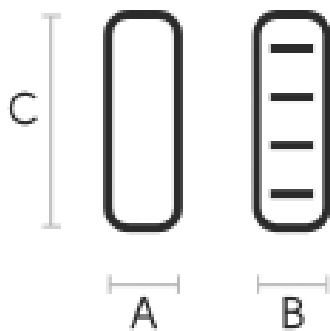
Coating

Stained ash veneered (10 Colors), Veneered flamed walnut, Natural oak veneered

Extensions

Hide (18 Colors), Tuscan hide (6 Colors)

Dimensions



	A (cm) (inch)	B (cm) (inch)	C (cm) (inch)
Apelle 1			
P.40 (cm)	43.8	135	40.5
(inch)	17.2	53.1	15.9
Apelle 2			
P.40 (cm)	43.8	135	82.5
(inch)	17.2	53.1	32.5

	A (cm)	B (cm)	C (cm)
	(inch)	(inch)	(inch)
Apelle 3			
P.40 (cm)	43.8	135	131
(inch)	17.2	53.1	51.6
Apelle 4			
P.40 (cm)	43.8	135	173
(inch)	17.2	53.1	68.1

Volumetric Details

Weight 15 Kg

Volume 0.95 mc

Package 5

Apelle desk Table



Colors and Materials

Structure

White steel, Sand steel, Pastel yellow steel, Grafite metal, Black steel, Light blue metal, Ocean blue steel, Bronze metal, Fango steel, Light grey steel, Brown steel, Ocher steel, Facepowder pink metal, Red steel, Sage green metal, Black Nickel, Papaya orange steel, Golden yellow metal, Ash grey metal, Bulgaro red metal, Cherry red metal, Pine green steel, Dark green metal

Coating

Stained ash veneered (10 Colors), Veneered flamed walnut, Natural oak veneered

Extensions

Hide (18 Colors), Tuscan hide (6 Colors)

Dimensions



A (cm)	B (cm)	C (cm)
(inch)	(inch)	(inch)
101	135	62
39.8	53.1	24.4

Volumetric Details

Weight 17 Kg
Volume 0.95 mc
Package 2

Apelle Sideboard



Colors and Materials

Base

Light blue metal, White steel, Ocean blue steel, Bronze metal, Sand steel, Fango steel, Pastel yellow steel, Grafite metal, Light grey steel, Brown steel, Black steel, Ocher steel, Facepowder pink metal, Red steel, Sage green metal, Black Nickel, Papaya orange steel, Golden yellow metal, Ash grey metal, Bulgaro red metal, Cherry red metal, Pine green steel, Dark green metal

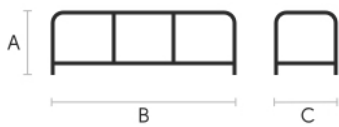
Top

Stained ash veneered (10 Colors), Veneered flamed walnut, Natural oak veneered

Doors

Hide (18 Colors), Tuscan hide (6 Colors)

Dimensions



A (cm)	B (cm)	C (cm)
(inch)	(inch)	(inch)
82.5	135	43.8
32.5	53.1	17.2

Volumetric Details

Weight 40 Kg
Volume 0.55 mc
Package 1